



the
specialty casework
catalog

SPECIALTY CASEWORK















All TMI catalog sections are available online at: www.tmisystems.com/products.html

DESCRIPTION	TMI NO.	PAGE	DESCRIPTION	TMI NO.	PAGE
ARTS			MOBILES		
▫ Dry Storage:	B9454, B9455, B9456, T9454, T9455, T9456	1, 2	▫ Door Cabinets:		
▫ Damp Storage:	B9470, B9471, B9472		▫ Adjustable Shelves:	Q2050, Q2051, Q2052, Q2062	27
▫ Drawing Board Storage:	T9470, T9471, T9472	1, 3	▫ with Drawers:	Q1120, Q1121, Q1122, Q1123, Q3320, Q3321	28
▫ Galvanized Mobile Cart:	T9453	2	▫ Folio Storage:	Q2812, Q2822	30
	B9224	1	▫ Sliding Doors:	Q4052, Q4062	27
AUDIO / VISUAL CABINETS			▫ Tote Trays:	Q2612, Q2613, Q2614	31, 32
▫ Design Details:		4	▫ Drawers:	Q2001, Q3001	28, 29
▫ with Doors:	B9360, B9361	4	▫ Open Cabinets:		
▫ with Drawers:	D9360, D9361, D9362	5	▫ Adjustable Shelves:	Q1050, Q1060, Q1070	24, 25
HEALTHCARE			▫ Double Sided:	Q1410, Q1420	26
▫ Narcotics Locker:	A8502	6	▫ Fixed Shelves:	Q1150, Q1160, Q1170 Q1200, Q1220	25, 26
LABORATORY			▫ Folio Storage:	Q1810, Q1820	29, 30
▫ Corrosives:	B9315	7	▫ Tote Trays:	Q1610, Q1613, Q1614	31, 32
▫ Flammable Liquid:	A8760, A8768	7	▫ Library Cabinets - Double Sided:		
▫ Fume Hood Base:	B9313	7	▫ 2 Books High:	Q1420	26
▫ Skeleton Storage:	T9430, T9431	8	▫ 3 Books High:	Q1420	26
▫ Safety Shower:	T9451	9	▫ 4 Books High:	Q1420	26
▫ Torso Storage:	T9440, T9441	8, 9	▫ Paper Storage:	Q9014, Q9015	30
LIFE SKILLS			▫ Tall Mobiles:		
▫ Fitting Wardrobe:	T9305	11	▫ Adjustable Shelves:	Q2112	34
▫ Food Storage:	T2642, T2643, T2645	11	▫ Tote Trays:	Q2652, Q2654, Q2613	33
▫ Microwave:	W9330	10	▫ Wardrobe:	Q2591, Q2563	34
▫ Oven Cabinet:	K9200, K9205	10	▫ Tote Tray Mobiles:		31-33
LOCKERS			PHARMACY		
▫ Base/Low Lockers:			▫ Dispensing Drawers:	D9100, D9105, D9110, D9115	35
▫ with Doors:	B8220, B8320	12	▫ Dispensing Trays:	B9271, T9276	35, 36
	B8620, B8630	13	SLOPING TOP ASSEMBLIES		
▫ Open:	B8420, B8430	12, 13	▫ Option Details:	A1324, A1325	52, 53
▫ Tall Lockers:			SOFFIT FASCIA PANEL ASSEMBLIES		
▫ with Doors:	T8230, T8250	15	▫ Installed Flush with Cabinet Body:		
	T8260, T8270, T8330	16	▫ Adjustable Reveals:	A1302A	51
	T8350, T8360, T8370	17	▫ Basic Panels:	A1300	47
	T8620, T8630	19	▫ Full Height:	A1301A	49
▫ Open:	T8130, T8150, T8160, T8170	14, 15	▫ Installed Flush with Cabinet Face:		
	T8420, T8430, T8440, T8460	18, 19	▫ Adjustable Reveals:	A1302	50
			▫ Full Height:	A1301	48
MEDIA CENTER / LIBRARY			TABLES		
▫ Book Return:	B9010, B9090, B9091 B9092	20, 21, 22	▫ Activity Table:	A7704	37
▫ Dictionary Stand:	B9033, B9034	20, 26	▫ Adjustable Table:	A7804, A7809	40, 42
▫ Magazine Display:	B9072, B9073, B9074 T9010	21, 23	▫ Fixed Height Table:	A7800, A7807	39, 41
▫ Newspaper Rack:	B9070, T9005	20, 23	▫ Heavy Duty Tables:		
▫ Study Carrel:	B9080	21	▫ Adjustable:	A7860, A7861	45, 46
			▫ Fixed Height:	A7850, A7851	43, 44
			▫ Planner Table:	A7754	38

SPECIALTY ARTS









All TMI catalog sections are available online at: www.tmisystems.com/products.html

TMI PRODUCT NO.	PERSPECTIVE	DESCRIPTION	W	H	D
 B9224		Mobile cart with a galvanized liner and lid. All exterior surfaces finished with VGS laminate and PVC edging.	22"	24"	22"
 B9454			12" 15" 18" 21" 24"	30" 34" 36"	14" 18" 24" 29"
 B9456		Double door dry storage base cabinet with two door vents on each door, two adjustable expanded metal shelves and a metal drip pan on the bottom.	24" 27" 30" 33" 36"	30" 34" 36"	14" 18" 24" 29"
 B9470			12" 15" 18" 21" 24"	30" 34" 36"	14" 18" 24" 29"
 B9472		Double door damp storage base cabinet with two adjustable expanded metal shelves and a metal drip pan on the bottom.	24" 27" 30" 33" 36"	30" 34" 36"	14" 18" 24" 29"







All TMI catalog sections are available online at: www.tmisystems.com/products.html

TMI PRODUCT NO.	PERSPECTIVE	DESCRIPTION	W	H	D
T9453	 	<p>Drawing board storage cabinet with one fixed shelf and two adjustable shelves.</p> <p>Each shelf has 1/2" x 1/2" retaining bars for drawing board storage.</p> <p>Storage for 32 drawing boards in 30" wide cabinets, and 44 drawing boards in 36" wide cabinets.</p>	30" 36"	84"	24" 29"
T9454 T9455	 	<p>Single door dry storage cabinet with two door vents, five adjustable expanded metal shelves and a metal drip pan on the bottom.</p>	12" 15" 18" 21" 24"	72" 84"	14" 18" 24" 29"
T9456	 	<p>Double door dry storage cabinet with two door vents on each door, five adjustable expanded metal shelves and a metal drip pan on the bottom.</p>	24" 27" 30" 33" 36"	72" 84"	14" 18" 24" 29"

SPECIALTY ARTS



All TMI catalog sections are available online at: www.tmisystems.com/products.html

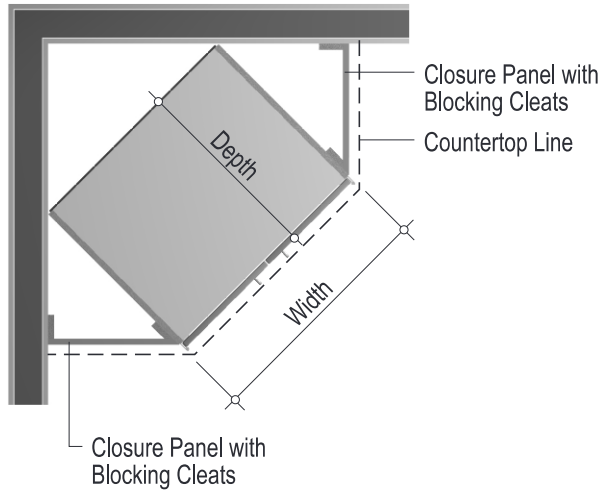
TMI PRODUCT NO.	PERSPECTIVE	DESCRIPTION	W	H	D
T9470 T9471	 	Single door damp storage cabinet with five adjustable expanded metal shelves and a metal drip pan on the bottom.	12" 15" 18" 21" 24"	72" 84"	14" 18" 24" 29"
T9472	 	Double door damp storage cabinet with five adjustable expanded metal shelves and a metal drip pan on the bottom.	30" 33" 36" 39" 42" 45" 48"	72" 84"	13" 17" 23" 28"

AUDIO / VISUAL CASEWORK



All TMI catalog sections are available online at: www.tmisystems.com/products.html

TMI PRODUCT DETAILS



The Corner Audio/Visual Cabinet designed in a traditional cube shape with closure panels extending to the walls (as shown) is the most cost effective design and offers more configuration options.







A removable access panel at the back will be provided when specified. For grommet information and other accessory options, including audio and video storage rails, see the Accessories & Countertops section.

TMI PRODUCT NO.	PERSPECTIVE	DESCRIPTION	W	H	D
B9360		<p>Corner AV cabinet with two full height doors and three adjustable shelves.</p> <p>Provided with a 1" thick countertop with HGS laminate and 3mm PVC edging.</p>	24"	36"	14"
			27"	40"	18"
			30"	44"	24"
			33"	48"	29"
			36"	52"	
				56"	
	60"				
	64"				
B9361		<p>Corner AV cabinet with two doors, two adjustable shelves and an 8" high open compartment at the top.</p> <p>Provided with a 1" thick countertop with HGS laminate and 3mm PVC edging.</p>	24"	36"	14"
			27"	40"	18"
			30"	44"	24"
			33"	48"	29"
			36"	52"	
				56"	
	60"				
	64"				

AUDIO / VISUAL CASEWORK



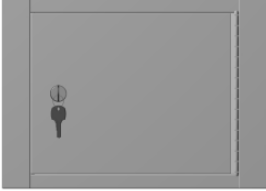

All TMI catalog sections are available online at: www.tmisystems.com/products.html

TMI PRODUCT NO.	PERSPECTIVE	DESCRIPTION	W	H	D
D9360	 	<p>Corner AV cabinet with two doors, three adjustable shelves and a 6" high drawer at the bottom.</p> <p>Provided with a 1" thick countertop with HGS laminate and 3mm PVC edging.</p>	24"	36"	14"
			27"	40"	18"
			30"	44"	24"
			33"	48"	29"
			36"	52"	
				56"	
	60"				
	64"				
D9361	 	<p>Corner AV cabinet with two doors, two adjustable shelves, an 8" high open compartment at the top and a 6" high drawer at the bottom.</p> <p>Provided with a 1" thick countertop with HGS laminate and 3mm PVC edging.</p>	24"	36"	14"
			27"	40"	18"
			30"	44"	24"
			33"	48"	29"
			36"	52"	
				56"	
	60"				
	64"				
D9362	 	<p>Corner AV cabinet with two doors, three adjustable shelves and two 6" high drawers at the bottom.</p> <p>Provided with a 1" thick countertop with HGS laminate and 3mm PVC edging.</p>	24"	36"	14"
			27"	40"	18"
			30"	44"	24"
			33"	48"	29"
			36"	52"	
				56"	
	60"				
	64"				

SPECIALTY HEALTHCARE







All TMI catalog sections are available online at: www.tmisystems.com/products.html

TMI PRODUCT NO.	PERSPECTIVE	DESCRIPTION	W	H	D
 <p data-bbox="289 512 386 548">A8502</p>		<p data-bbox="850 296 1110 457">Metal narcotics locker cabinet with a single locking door, a fixed shelf and wiring for a remote signal light switch to indicate when the door is unlocked.</p> <p data-bbox="850 516 1097 558"><i>Remote signal light and conduit not included.</i></p>	13"	12"	10-1/2"

SPECIALTY LABORATORY



All TMI catalog sections are available online at: www.tmisystems.com/products.html

TMI PRODUCT NO.	PERSPECTIVE	DESCRIPTION	W	H	D
A8760		Undercounter flammable liquid safety cabinet. 18 gauge steel with epoxy powder coated bright yellow finish, double-walled with a 1-1/2" airspace. Includes one adjustable shelf, 2" flame arrester vents and a 2" deep spill well at the bottom.	22 Gallon Storage:		
			35"	35"	22"
			30 Gallon Storage:		
			43"	44"	18"
			40 Gallon Storage:		
			43"	65"	18"
A8768		Undercounter corrosive storage safety cabinet. 18 gauge steel with epoxy powder coated blue finish, double-walled and a 1-1/2" airspace. Includes one adjustable shelf, 2" vents, and polyethylene trays to contain spills.	22 Gallon Storage:		
			35"	35"	22"
			30 Gallon Storage:		
			43"	44"	18"
			40 Gallon Storage:		
			43"	65"	18"
B9313		Double door fume hood base cabinet with a 6" high fixed panel at the top and one adjustable shelf	30"	30"	24"
			33"	34"	29"
			36"	36"	
			39"		
			42"		
			45"		
48"					
B9315		Corrosive storage cabinet with chemical resistant laminated interior and stainless steel hardware.	30"	30"	24"
			36"	34"	29"
				36"	

SPECIALTY LABORATORY



All TMI catalog sections are available online at: www.tmisystems.com/products.html

TMI PRODUCT NO.	PERSPECTIVE	DESCRIPTION	W	H	D
T9430		<p>Skeleton storage cabinet with a pull-out clothing carrier at the top and a single left hinged glass insert door with 1/4" laminated safety glass. Door lock is included.</p>	24"	72" 84"	18" 24" 29"
T9431		<p>Skeleton storage cabinet with a pull-out clothing carrier at the top and a single right hinged glass insert door with 1/4" laminated safety glass. Door lock is included.</p>	24"	72" 84"	18" 24" 29"
T9440		<p>Torso storage cabinet with a pull-out shelf at the center, two adjustable shelves below, and a single left hinged glass insert door with 1/4" laminated safety glass. Door lock is included.</p>	24"	72" 84"	18" 24" 29"

SPECIALTY LABORATORY





All TMI catalog sections are available online at: www.tmisystems.com/products.html



TMI PRODUCT NO.	PERSPECTIVE	DESCRIPTION	W	H	D
T9441		<p>Torso storage cabinet with a pull-out shelf at the center, two adjustable shelves below, and a single right hinged glass insert door with 1/4" laminated safety glass. Door lock is included.</p>	24"	72" 84"	18" 24" 29"
T9451		<p>Safety cabinet with a shower, eye wash fountain, mirror and two fixed shelves.</p> <p>The base section is compliant with Federal ADA.</p>	30" 33" 36" 39"	92" 104" 116" 124"	28"



SPECIALTY LIFE SKILLS



All TMI catalog sections are available online at: www.tmisystems.com/products.html

TMI PRODUCT NO.	PERSPECTIVE	DESCRIPTION	W	H	D
 W9330		<p>Microwave storage wall cabinet with double doors and an adjustable shelf above a 15" high open compartment with an 18" extended platform.</p>	30" 36"	24" 30" 36"	14"




TMI PRODUCT NO.	PERSPECTIVE	DESCRIPTION	W	H	D
 K9200		<p>Double oven cabinet with two doors and an adjustable shelf above, a 53" high fixed blank panel for oven installation, and a 6" high drawer at the bottom.</p>	30" 36"	84"	24" 29"

 K9205		<p>Single oven cabinet with two doors and an adjustable shelf above, a 37" high fixed blank panel for oven installation, and two doors with an adjustable shelf at the bottom.</p>	30" 36"	84"	24" 29"
---	---	--	------------	-----	------------

SPECIALTY LIFE SKILLS











All TMI catalog sections are available online at: www.tmisystems.com/products.html

TMI PRODUCT NO.	PERSPECTIVE	DESCRIPTION	W	H	D
T2642 T2643		<p>Food storage cabinet with a single right hinged door, six adjustable shelves, two A2400 tote trays and four vented food bins.</p>	24"	72" 84"	24"
T2645		<p>Food storage cabinet with two doors, six adjustable shelves, three A2400 tote trays and six vented food bins.</p>	36"	72" 84"	24"
T9305		<p>Fitting wardrobe with four mirrors, two mounted on the back of the outermost cabinet doors, and two mounted on the front of an inner set of doors. One fixed shelf and a closet rod are included.</p>	48"	84"	24"

SPECIALTY LOCKERS



All TMI catalog sections are available online at: www.tmisystems.com/products.html

TMI PRODUCT NO.	PERSPECTIVE	DESCRIPTION	W	H	D
B8220		Locker cabinet with two individual inset doors and two compartments.	12"	30"	13"
			15"	34"	17"
B8221		Locker cabinet with two individual inset doors and two compartments.	18"	36"	23"
			21"		28"
			24"		
			27"		
			30"		
			33"		
			36"		
		<i>Wire pull shown. Add suffix 'P' to the cabinet number for padlock hasp.</i>			
CONFIGURATION OPTIONS					
B8222/23 Double Wide - 4 Doors and 4 Compartments					
B8224/25 Triple Wide - 6 Doors and 6 Compartments					
B8320		Locker cabinet with one full height inset door and two compartments.	12"	30"	13"
			15"	34"	17"
B8321		Locker cabinet with one full height inset door and two compartments.	18"	36"	23"
			21"		28"
			24"		
			27"		
			30"		
			33"		
			36"		
		<i>Wire pull shown. Add suffix 'P' to the cabinet number for padlock hasp.</i>			
CONFIGURATION OPTIONS					
B8322/23 Double Wide - 2 Doors and 4 Compartments					
B8324/25 Triple Wide - 3 Doors and 6 Compartments					
B8420		Open locker cabinet with a 10-3/4" high compartment above and a compartment below with one double coat hook.	12"	47"	13"
			15"	59"	17"
			18"		23"
			21"		28"
			24"		
			27"		
			30"		
			33"		
			36"		
CONFIGURATION OPTIONS					
B8422 Double Wide - 4 Compartments					
B8424 Triple Wide - 6 Compartments					

SPECIALTY LOCKERS



All TMI catalog sections are available online at: www.tmisystems.com/products.html

TMI PRODUCT NO.	PERSPECTIVE	DESCRIPTION	W	H	D
B8430		Open locker cabinet with a 10-3/4" high compartment above, a compartment with one double coat hook and an 8-1/2" high compartment at the bottom.	12"	47"	13"
			15"	59"	17"
			18"		23"
			21"		28"
			24"		
			27"		
			30"		
			33"		
			36"		
			CONFIGURATION OPTIONS		
B8432 Double Wide - 6 Compartments					
B8434 Triple Wide - 9 Compartments					

B8620 B8621		Locker cabinet with one full height inset door, a 10-3/4" high compartment above and a compartment with one double coat hook.	12"	47"	13"
			15"	59"	17"
			18"		23"
			21"		28"
			24"		
			27"		
			30"		
			33"		
			36"		
			<i>Wire pull shown. Add suffix 'P' to the cabinet number for padlock hasp.</i>		
CONFIGURATION OPTIONS					
B8622/23 Double Wide - 2 Doors and 4 Compartments					
B8624/25 Triple Wide - 3 Doors and 6 Compartments					

B8630 B8631		Locker cabinet with one full height inset door, a 10-3/4" high compartment above, a compartment with one double coat hook, and an 8-1/2" high compartment at the bottom.	12"	47"	13"
			15"	59"	17"
			18"		23"
			21"		28"
			24"		
			27"		
			30"		
			33"		
			36"		
			<i>Wire pull shown. Add suffix 'P' to the cabinet number for padlock hasp.</i>		
CONFIGURATION OPTIONS					
B8632/33 Double Wide - 2 Doors and 6 Compartments					
B8634/35 Triple Wide - 3 Doors and 9 Compartments					

SPECIALTY LOCKERS



All TMI catalog sections are available online at: www.tmisystems.com/products.html

TMI PRODUCT NO.	PERSPECTIVE	DESCRIPTION	W	H	D
T8130		Open locker cabinet with two compartments. The bottom compartment is 36-3/8" high.	12"	72"	13"
			15"	84"	17"
			18"		23"
			21"		28"
			24"		
			27"		
			30"		
			33"		
			36"		
CONFIGURATION OPTIONS					
		T8132 Double Wide - 4 Compartments			
		T8134 Triple Wide - 6 Compartments			
T8150		Open locker cabinet with two equal compartments above and a 36-3/8" high compartment below.	12"	72"	13"
			15"	84"	17"
			18"		23"
			21"		28"
			24"		
			27"		
			30"		
			33"		
			36"		
CONFIGURATION OPTIONS					
		T8152 Double Wide - 6 Compartments			
		T8154 Triple Wide - 9 Compartments			
T8160		Open locker cabinet with four compartments.	12"	72"	13"
			15"	84"	17"
			18"		23"
			21"		28"
			24"		
			27"		
			30"		
			33"		
			36"		
CONFIGURATION OPTIONS					
		T8162 Double Wide - 8 Compartments			
		T8164 Triple Wide - 12 Compartments			

SPECIALTY LOCKERS



All TMI catalog sections are available online at: www.tmisystems.com/products.html

TMI PRODUCT NO.	PERSPECTIVE	DESCRIPTION	W	H	D
T8170		Open locker cabinet with five compartments.	12"	72"	13"
			15"	84"	17"
			18"		23"
			21"		28"
			24"		
			27"		
			30"		
			33"		
			36"		

CONFIGURATION OPTIONS

T8172 Double Wide - 10 Compartments

T8174 Triple Wide - 15 Compartments

T8230 T8231		Locker cabinet with two individual inset doors and two compartment.	12"	72"	13"
			15"	84"	17"
			18"		23"
			21"		28"
			24"		
			27"		
			30"		
			33"		
			36"		

Wire pull shown. Add suffix 'P' to the cabinet number for padlock hasp.

CONFIGURATION OPTIONS

T8232/33 Double Wide - 4 Doors and 4 Compartments

T8234/35 Triple Wide - 6 Doors and 6 Compartments

T8250 T8251		Locker cabinet with three individual inset doors, two compartments above and a 36-3/8" high compartment below.	12"	72"	13"
			15"	84"	17"
			18"		23"
			21"		28"
			24"		
			27"		
			30"		
			33"		
			36"		

Wire pull shown. Add suffix 'P' to the cabinet number for padlock hasp.

CONFIGURATION OPTIONS

T8252/53 Double Wide - 6 Doors and 6 Compartments

T8254/55 Triple Wide - 9 Doors and 9 Compartments

SPECIALTY LOCKERS



All TMI catalog sections are available online at: www.tmisystems.com/products.html

TMI PRODUCT NO.	PERSPECTIVE	DESCRIPTION	W	H	D
T8260 T8261		Locker cabinet with four individual inset doors and four compartments. <i>Wire pull shown. Add suffix 'P' to the cabinet number for padlock hasp.</i>	12"	72"	13"
			15"	84"	17"
			18"		23"
			21"		28"
			24"		
			27"		
			30"		
			33"		
			36"		
CONFIGURATION OPTIONS					
T8262/63 Double Wide - 8 Doors and 8 Compartments					
T8264/65 Triple Wide - 12 Doors and 12 Compartments					
T8270 T8271		Locker cabinet with five individual inset doors and five compartments. <i>Wire pull shown. Add suffix 'P' to the cabinet number for padlock hasp.</i>	12"	72"	13"
			15"	84"	17"
			18"		23"
			21"		28"
			24"		
			27"		
			30"		
			33"		
			36"		
CONFIGURATION OPTIONS					
T8272/73 Double Wide - 10 Doors and 10 Compartments					
T8274/75 Triple Wide - 15 Doors and 15 Compartments					
T8330 T8331		Locker cabinet with one full height inset door and two compartments. <i>Wire pull shown. Add suffix 'P' to the cabinet number for padlock hasp.</i>	12"	72"	13"
			15"	84"	17"
			18"		23"
			21"		28"
			24"		
			27"		
			30"		
			33"		
			36"		
CONFIGURATION OPTIONS					
T8332/33 Double Wide - 2 Doors and 4 Compartments					
T8334/35 Triple Wide - 3 Doors and 6 Compartments					

SPECIALTY LOCKERS



All TMI catalog sections are available online at: www.tmisystems.com/products.html

TMI PRODUCT NO.	PERSPECTIVE	DESCRIPTION	W	H	D
T8350 T8351		Locker cabinet with one full height inset door, two compartments above and a 36-3/8" high compartment below.	12"	72"	13"
			15"	84"	17"
			18"		23"
			21"		28"
			24"		
			27"		
			30"		
			33"		
			36"		
			<i>Wire pull shown. Add suffix 'P' to the cabinet number for padlock hasp.</i>		

CONFIGURATION OPTIONS

T8352/53 Double Wide - 2 Doors and 6 Compartments

T8354/55 Triple Wide - 3 Doors and 9 Compartments

T8360 T8361		Locker cabinet with one full height inset door and four compartments.	12"	72"	13"
			15"	84"	17"
			18"		23"
			21"		28"
			24"		
			27"		
			30"		
			33"		
			36"		
			<i>Wire pull shown. Add suffix 'P' to the cabinet number for padlock hasp.</i>		

CONFIGURATION OPTIONS

T8362/63 Double Wide - 2 Doors and 8 Compartments

T8364/65 Triple Wide - 3 Doors and 12 Compartments

T8370 T8371		Locker cabinet with one full height inset door and five compartments.	12"	72"	13"
			15"	84"	17"
			18"		23"
			21"		28"
			24"		
			27"		
			30"		
			33"		
			36"		
			<i>Wire pull shown. Add suffix 'P' to the cabinet number for padlock hasp.</i>		

CONFIGURATION OPTIONS

T8372/73 Double Wide - 2 Doors and 10 Compartments

T8374/75 Triple Wide - 3 Doors and 15 Compartments

SPECIALTY LOCKERS



All TMI catalog sections are available online at: www.tmisystems.com/products.html

TMI PRODUCT NO.	PERSPECTIVE	DESCRIPTION	W	H	D
T8420		Open locker cabinet with a 10-3/4" high compartment above and a compartment below with one double coat hook.	12"	72"	13"
			15"	84"	17"
			18"		23"
			21"		28"
			24"		
			27"		
			30"		
			33"		
			36"		
CONFIGURATION OPTIONS					
		T8422 Double Wide - 4 Compartments			
		T8424 Triple Wide - 6 Compartments			
T8430		Open locker cabinet with a 10-3/4" high compartment above, a compartment with one double coat hook and an 8-1/2" high compartment at the bottom.	12"	72"	13"
			15"	84"	17"
			18"		23"
			21"		28"
			24"		
			27"		
			30"		
			33"		
			36"		
CONFIGURATION OPTIONS					
		T8432 Double Wide - 6 Compartments			
		T8434 Triple Wide - 9 Compartments			
T8440		Open locker cabinet with two compartments and two double coat hooks.	12"	72"	13"
			15"	84"	17"
			18"		23"
			21"		28"
			24"		
			27"		
			30"		
			33"		
			36"		
CONFIGURATION OPTIONS					
		T8442 Double Wide - 4 Compartments			
		T8444 Triple Wide - 6 Compartments			

SPECIALTY LOCKERS



All TMI catalog sections are available online at: www.tmisystems.com/products.html

TMI PRODUCT NO.	PERSPECTIVE	DESCRIPTION	W	H	D
T8460		Open locker cabinet with three compartments and three double coat hooks.	12"	72"	13"
			15"	84"	17"
			18"		23"
			21"		28"
			24"		
			27"		
			30"		
			33"		
			36"		

CONFIGURATION OPTIONS

T8462 Double Wide - 6 Compartments

T8464 Triple Wide - 9 Compartments

T8620 T8621		Locker cabinet with one full height inset door, a 10-3/4" high compartment above and a compartment with one double coat hook.	12"	72"	13"
			15"	84"	17"
			18"		23"
			21"		28"
			24"		
			27"		
			30"		
			33"		
			36"		

Wire pull shown. Add suffix 'P' to the cabinet number for padlock hasp.

CONFIGURATION OPTIONS

T8622/23 Double Wide - 2 Doors and 4 Compartments

T8624/25 Triple Wide - 3 Doors and 6 Compartments

T8630 T8631		Locker cabinet with one full height inset door, a 10-3/4" high compartment above, a compartment with one double coat hook and an 8-1/2" high compartment at the bottom.	12"	72"	13"
			15"	84"	17"
			18"		23"
			21"		28"
			24"		
			27"		
			30"		
			33"		
			36"		

Wire pull shown. Add suffix 'P' to the cabinet number for padlock hasp.

CONFIGURATION OPTIONS

T8632/33 Double Wide - 2 Doors and 6 Compartments

T8634/35 Triple Wide - 3 Doors and 9 Compartments

SPECIALTY MEDIA CENTER






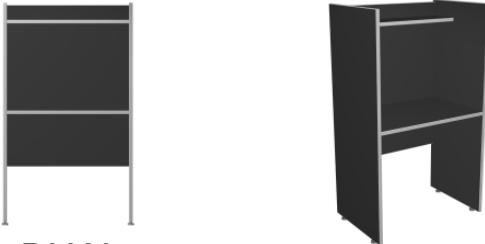

All TMI catalog sections are available online at: www.tmisystems.com/products.html

TMI PRODUCT NO.	PERSPECTIVE	DESCRIPTION	W	H	D
B9010		<p>Book return station with 14" wide, 3" high slot cut in the back panel for book drops.</p> <p>For use with the B9090 book truck.</p>	27" 30" 33" 36"	36"	24"
B9032		<p>Atlas stand with a retaining lip at the front edge of the top and four pull out shelves below.</p>	30"	44"	24"
B9033		<p>Dictionary stand with a retaining lip at the front edge of the top and two fixed shelves below.</p>	24"	44"	24"
B9034		<p>Countertop mounted dictionary platform with a retaining lip at the front edge of the top and 360 degree rotating hardware.</p>	21"	5"	16"
B9070		<p>Newspaper display table with 10 newspaper rods mounted on red oak racks.</p>	36"	29"	26"

SPECIALTY MEDIA CENTER



All TMI catalog sections are available online at: www.tmisystems.com/products.html

TMI PRODUCT NO.	PERSPECTIVE	DESCRIPTION	W	H	D
B9072		Magazine display cabinet with six display shelves.	48"	61"	23"
B9073		Magazine display cabinet with two sloping shelves with retaining lips at the front edge.	36"	41-1/2"	14"
B9074		Magazine display cabinet with three sloping shelves with retaining lips at the front edge.	36"	59 1/4"	14"
B9080		Individual study carrel with a fixed 9" deep shelf and leveling glides. The work surface may be specified as 30" or 34" above the floor.	36"	48"	24" 30"
B9090		Book return cart with a spring loaded depressible platform, a welded steel base and 3" casters with soft rubber tread. For use with B9010 book return station.	21" 24" 27" 30"	24" 27"	22"

SPECIALTY MEDIA CENTER





All TMI catalog sections are available online at: www.tmisystems.com/products.html

TMI PRODUCT NO.	PERSPECTIVE	DESCRIPTION	W	H	D
B9091		<p>Book return cart with two fixed pass through shelves above, a center divider at the bottom, and a welded steel frame base with 3" casters with soft rubber tread.</p>	42"	42"	20"
B9092		<p>Book return cart with two sloping shelves on each side, separated by a center divider, with a welded steel frame base with 3" casters with soft rubber tread.</p>	42"	42"	20"
K9018		<p>Tall audio/visual storage cabinet with one fixed shelf and two sloping shelves in the upper left portion and three compartments 11-3/4" wide in the upper right portion.</p> <p>Below are two drawers 6" high and two doors with a vertical divider and two adjustable shelves.</p>	39" 42" 45" 48"	84"	24"

SPECIALTY MEDIA CENTER



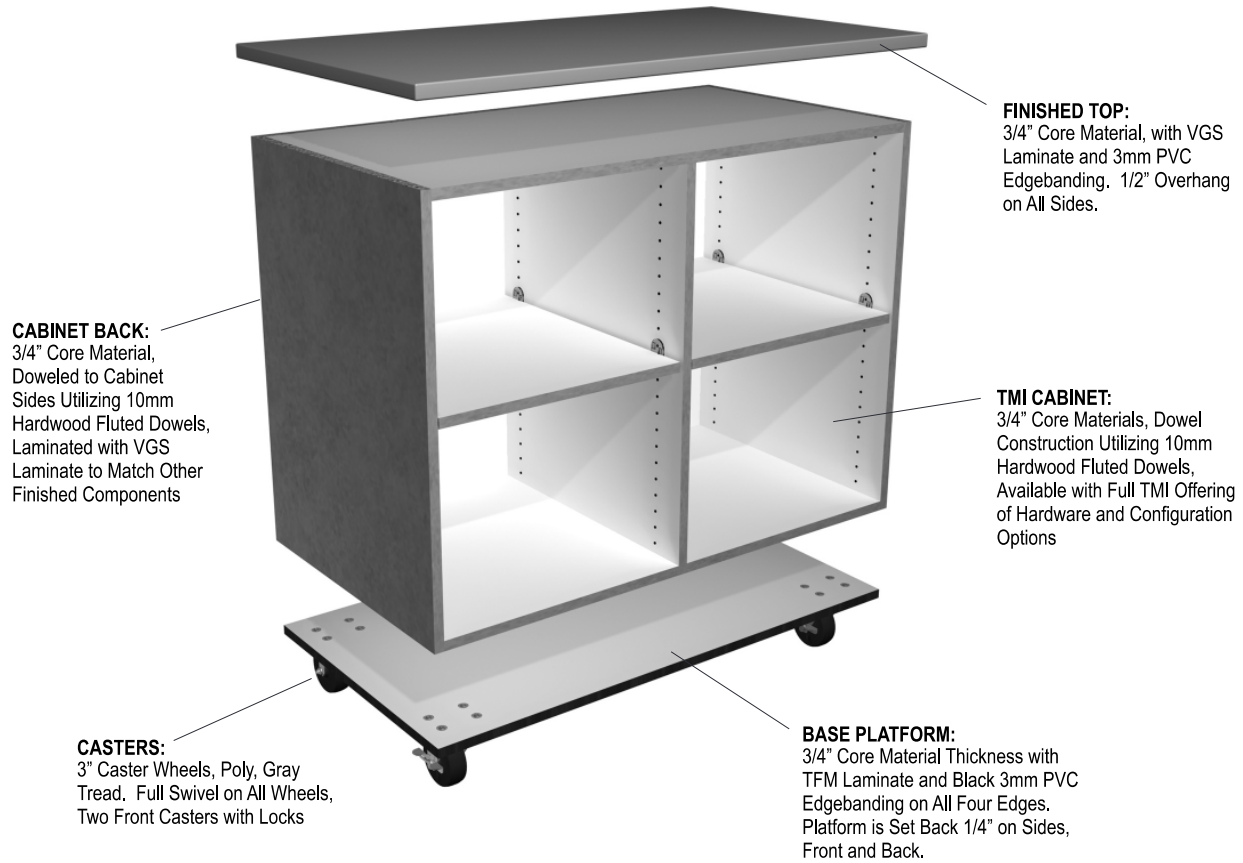
All TMI catalog sections are available online at: www.tmisystems.com/products.html

TMI PRODUCT NO.	PERSPECTIVE	DESCRIPTION	W	H	D
 <p data-bbox="191 741 289 772">T9005</p>	<p data-bbox="756 405 1000 510">Newspaper display cabinet with one fixed shelf and eight newspaper rods mounted on red oak racks.</p>	37"	84"	14"	
 <p data-bbox="191 1318 289 1350">T9010</p>	<p data-bbox="756 972 1016 1077">Magazine display cabinet with five sloping shelves with retaining lips at the front edge.</p>	36"	84"	14"	



All TMI catalog sections are available online at: www.tmisystems.com/products.html

TMI MOBILE PRODUCT DETAILS








In order to maximize stability, combinations of height and depth will be evaluated by TMI and may be limited for some casework configurations.

TMI PRODUCT NO.	PERSPECTIVE	DESCRIPTION	W	H x D																					
Q1050		Open mobile base cabinet with one adjustable shelf.	Select Any Width: 24" 30" 36"	Height x Depth is available as indicated:																					
				<table border="1"> <thead> <tr> <th></th> <th>17"</th> <th>23"</th> <th>28"</th> </tr> </thead> <tbody> <tr> <th>24"</th> <td>•</td> <td>•</td> <td>•</td> </tr> <tr> <th>30"</th> <td></td> <td>•</td> <td>•</td> </tr> <tr> <th>34"</th> <td></td> <td>•</td> <td>•</td> </tr> <tr> <th>36"</th> <td></td> <td>•</td> <td>•</td> </tr> <tr> <th>42"</th> <td></td> <td>•</td> <td>•</td> </tr> </tbody> </table>		17"	23"	28"	24"	•	•	•	30"		•	•	34"		•	•	36"		•	•	42"
	17"	23"	28"																						
24"	•	•	•																						
30"		•	•																						
34"		•	•																						
36"		•	•																						
42"		•	•																						
Q1060		Open mobile base cabinet with one vertical divider and two adjustable shelves.	Select Any Width: 30" 36" 42" 48"	Height x Depth is available as indicated:																					
				<table border="1"> <thead> <tr> <th></th> <th>17"</th> <th>23"</th> <th>28"</th> </tr> </thead> <tbody> <tr> <th>24"</th> <td>•</td> <td>•</td> <td>•</td> </tr> <tr> <th>30"</th> <td></td> <td>•</td> <td>•</td> </tr> <tr> <th>34"</th> <td></td> <td>•</td> <td>•</td> </tr> <tr> <th>36"</th> <td></td> <td>•</td> <td>•</td> </tr> <tr> <th>42"</th> <td></td> <td>•</td> <td>•</td> </tr> </tbody> </table>		17"	23"	28"	24"	•	•	•	30"		•	•	34"		•	•	36"		•	•	42"
	17"	23"	28"																						
24"	•	•	•																						
30"		•	•																						
34"		•	•																						
36"		•	•																						
42"		•	•																						

SPECIALTY MOBILES








All TMI catalog sections are available online at: www.tmisystems.com/products.html

TMI PRODUCT NO.	PERSPECTIVE	DESCRIPTION	W	H x D																								
Q1070		Open mobile base cabinet with two vertical dividers and three adjustable shelves.	Select Any Width: 30" 36" 42" 48"	Height x Depth is available as indicated: <table border="1"> <thead> <tr> <th></th> <th>17"</th> <th>23"</th> <th>28"</th> </tr> </thead> <tbody> <tr> <td>24"</td> <td>•</td> <td>•</td> <td>•</td> </tr> <tr> <td>30"</td> <td></td> <td>•</td> <td>•</td> </tr> <tr> <td>34"</td> <td></td> <td>•</td> <td>•</td> </tr> <tr> <td>36"</td> <td></td> <td>•</td> <td>•</td> </tr> <tr> <td>42"</td> <td></td> <td>•</td> <td>•</td> </tr> </tbody> </table>		17"	23"	28"	24"	•	•	•	30"		•	•	34"		•	•	36"		•	•	42"		•	•
	17"	23"	28"																									
24"	•	•	•																									
30"		•	•																									
34"		•	•																									
36"		•	•																									
42"		•	•																									
Q1150		Open mobile base cabinet with one fixed shelf.	Select Any Width: 24" 30" 36"	Height x Depth is available as indicated: <table border="1"> <thead> <tr> <th></th> <th>17"</th> <th>23"</th> <th>28"</th> </tr> </thead> <tbody> <tr> <td>24"</td> <td>•</td> <td>•</td> <td>•</td> </tr> <tr> <td>30"</td> <td></td> <td>•</td> <td>•</td> </tr> <tr> <td>34"</td> <td></td> <td>•</td> <td>•</td> </tr> <tr> <td>36"</td> <td></td> <td>•</td> <td>•</td> </tr> <tr> <td>42"</td> <td></td> <td>•</td> <td>•</td> </tr> </tbody> </table>		17"	23"	28"	24"	•	•	•	30"		•	•	34"		•	•	36"		•	•	42"		•	•
	17"	23"	28"																									
24"	•	•	•																									
30"		•	•																									
34"		•	•																									
36"		•	•																									
42"		•	•																									
Q1200		Open mobile base cabinet with two fixed shelves.	Select Any Width: 24" 30" 36"	Height x Depth is available as indicated: <table border="1"> <thead> <tr> <th></th> <th>17"</th> <th>23"</th> <th>28"</th> </tr> </thead> <tbody> <tr> <td>24"</td> <td>•</td> <td>•</td> <td>•</td> </tr> <tr> <td>30"</td> <td></td> <td>•</td> <td>•</td> </tr> <tr> <td>34"</td> <td></td> <td>•</td> <td>•</td> </tr> <tr> <td>36"</td> <td></td> <td>•</td> <td>•</td> </tr> <tr> <td>42"</td> <td></td> <td>•</td> <td>•</td> </tr> </tbody> </table>		17"	23"	28"	24"	•	•	•	30"		•	•	34"		•	•	36"		•	•	42"		•	•
	17"	23"	28"																									
24"	•	•	•																									
30"		•	•																									
34"		•	•																									
36"		•	•																									
42"		•	•																									
Q1160		Open mobile cabinet with one vertical divider and two fixed shelves, creating four equal compartments.	Select Any Width: 30" 36" 42" 48"	Height x Depth is available as indicated: <table border="1"> <thead> <tr> <th></th> <th>17"</th> <th>23"</th> <th>28"</th> </tr> </thead> <tbody> <tr> <td>24"</td> <td>•</td> <td>•</td> <td>•</td> </tr> <tr> <td>30"</td> <td></td> <td>•</td> <td>•</td> </tr> <tr> <td>34"</td> <td></td> <td>•</td> <td>•</td> </tr> <tr> <td>36"</td> <td></td> <td>•</td> <td>•</td> </tr> <tr> <td>42"</td> <td></td> <td>•</td> <td>•</td> </tr> </tbody> </table>		17"	23"	28"	24"	•	•	•	30"		•	•	34"		•	•	36"		•	•	42"		•	•
	17"	23"	28"																									
24"	•	•	•																									
30"		•	•																									
34"		•	•																									
36"		•	•																									
42"		•	•																									
Q1170		Open mobile cabinet with two vertical dividers and three fixed shelves, creating six equal compartments.	Select Any Width: 30" 36" 42" 48"	Height x Depth is available as indicated: <table border="1"> <thead> <tr> <th></th> <th>17"</th> <th>23"</th> <th>28"</th> </tr> </thead> <tbody> <tr> <td>24"</td> <td>•</td> <td>•</td> <td>•</td> </tr> <tr> <td>30"</td> <td></td> <td>•</td> <td>•</td> </tr> <tr> <td>34"</td> <td></td> <td>•</td> <td>•</td> </tr> <tr> <td>36"</td> <td></td> <td>•</td> <td>•</td> </tr> <tr> <td>42"</td> <td></td> <td>•</td> <td>•</td> </tr> </tbody> </table>		17"	23"	28"	24"	•	•	•	30"		•	•	34"		•	•	36"		•	•	42"		•	•
	17"	23"	28"																									
24"	•	•	•																									
30"		•	•																									
34"		•	•																									
36"		•	•																									
42"		•	•																									

SPECIALTY MOBILES













All TMI catalog sections are available online at: www.tmisystems.com/products.html

TMI PRODUCT NO.	PERSPECTIVE	DESCRIPTION	W	H x D																								
Q1220		Open mobile cabinet with two vertical dividers and six fixed shelves, creating nine equal compartments.	Select Any Width: 30" 36" 42" 48"	Height x Depth is available as indicated: <table border="1"> <thead> <tr> <th></th> <th>17"</th> <th>23"</th> <th>28"</th> </tr> </thead> <tbody> <tr> <td>24"</td> <td>•</td> <td>•</td> <td>•</td> </tr> <tr> <td>30"</td> <td></td> <td>•</td> <td>•</td> </tr> <tr> <td>34"</td> <td></td> <td>•</td> <td>•</td> </tr> <tr> <td>36"</td> <td></td> <td>•</td> <td>•</td> </tr> <tr> <td>42"</td> <td></td> <td>•</td> <td>•</td> </tr> </tbody> </table>		17"	23"	28"	24"	•	•	•	30"		•	•	34"		•	•	36"		•	•	42"		•	•
	17"	23"	28"																									
24"	•	•	•																									
30"		•	•																									
34"		•	•																									
36"		•	•																									
42"		•	•																									
Q1410		Double faced open mobile cabinet with one adjustable shelf on each side.	Select Any Width: 24" 30" 36"	Height x Depth is available as indicated: <table border="1"> <thead> <tr> <th></th> <th>17"</th> <th>23"</th> <th>28"</th> </tr> </thead> <tbody> <tr> <td>24"</td> <td>•</td> <td>•</td> <td>•</td> </tr> <tr> <td>30"</td> <td></td> <td>•</td> <td>•</td> </tr> <tr> <td>34"</td> <td></td> <td>•</td> <td>•</td> </tr> <tr> <td>36"</td> <td></td> <td>•</td> <td>•</td> </tr> <tr> <td>42"</td> <td></td> <td>•</td> <td>•</td> </tr> </tbody> </table>		17"	23"	28"	24"	•	•	•	30"		•	•	34"		•	•	36"		•	•	42"		•	•
	17"	23"	28"																									
24"	•	•	•																									
30"		•	•																									
34"		•	•																									
36"		•	•																									
42"		•	•																									
Q1420		Double faced open library mobile cabinet with a vertical divider and two adjustable shelves on each side.	Select Any Width: 30" 36" 42" 48"	Height x Depth is available as indicated: <table border="1"> <thead> <tr> <th></th> <th>17"</th> <th>23"</th> <th>28"</th> </tr> </thead> <tbody> <tr> <td>24"</td> <td>•</td> <td>•</td> <td>•</td> </tr> <tr> <td>30"</td> <td></td> <td>•</td> <td>•</td> </tr> <tr> <td>34"</td> <td></td> <td>•</td> <td>•</td> </tr> <tr> <td>36"</td> <td></td> <td>•</td> <td>•</td> </tr> <tr> <td>42"</td> <td></td> <td>•</td> <td>•</td> </tr> </tbody> </table>		17"	23"	28"	24"	•	•	•	30"		•	•	34"		•	•	36"		•	•	42"		•	•
	17"	23"	28"																									
24"	•	•	•																									
30"		•	•																									
34"		•	•																									
36"		•	•																									
42"		•	•																									
Q1420		Double faced open library mobile cabinet with a vertical divider and four adjustable shelves on each side.	Select Any Width: 36" 42" 48"	Height x Depth is available as indicated: <table border="1"> <thead> <tr> <th></th> <th>17"</th> <th>23"</th> <th>28"</th> </tr> </thead> <tbody> <tr> <td>48"</td> <td></td> <td>•</td> <td>•</td> </tr> </tbody> </table>		17"	23"	28"	48"		•	•																
	17"	23"	28"																									
48"		•	•																									
Q1420		Double faced open library mobile cabinet with a vertical divider and six adjustable shelves on each side.	Select Any Width: 42" 48"	Height x Depth is available as indicated: <table border="1"> <thead> <tr> <th></th> <th>17"</th> <th>23"</th> <th>28"</th> </tr> </thead> <tbody> <tr> <td>52"</td> <td></td> <td>•</td> <td>•</td> </tr> <tr> <td>60"</td> <td></td> <td>•</td> <td>•</td> </tr> </tbody> </table>		17"	23"	28"	52"		•	•	60"		•	•												
	17"	23"	28"																									
52"		•	•																									
60"		•	•																									

SPECIALTY MOBILES



All TMI catalog sections are available online at: www.tmisystems.com/products.html

TMI PRODUCT NO.	PERSPECTIVE	DESCRIPTION	W	H x D																								
 <p>Q2050 Q2051</p>		<p>Single door mobile cabinet with one adjustable shelf.</p>	<p>Select Any Width:</p> <p>18" 24"</p>	<p>Height x Depth is available as indicated:</p> <table border="1"> <thead> <tr> <th></th> <th>18"</th> <th>24"</th> <th>29"</th> </tr> </thead> <tbody> <tr> <td>24"</td> <td>•</td> <td>•</td> <td>•</td> </tr> <tr> <td>30"</td> <td></td> <td>•</td> <td>•</td> </tr> </tbody> </table>		18"	24"	29"	24"	•	•	•	30"		•	•												
	18"	24"	29"																									
24"	•	•	•																									
30"		•	•																									
 <p>Q2052</p>		<p>Double door mobile cabinet with one adjustable shelf.</p>	<p>Select Any Width:</p> <p>24" 30" 36"</p>	<p>Height x Depth is available as indicated:</p> <table border="1"> <thead> <tr> <th></th> <th>18"</th> <th>24"</th> <th>29"</th> </tr> </thead> <tbody> <tr> <td>24"</td> <td>•</td> <td>•</td> <td>•</td> </tr> <tr> <td>30"</td> <td></td> <td>•</td> <td>•</td> </tr> <tr> <td>34"</td> <td></td> <td>•</td> <td>•</td> </tr> <tr> <td>36"</td> <td></td> <td>•</td> <td>•</td> </tr> <tr> <td>42"</td> <td></td> <td>•</td> <td>•</td> </tr> </tbody> </table>		18"	24"	29"	24"	•	•	•	30"		•	•	34"		•	•	36"		•	•	42"		•	•
	18"	24"	29"																									
24"	•	•	•																									
30"		•	•																									
34"		•	•																									
36"		•	•																									
42"		•	•																									
 <p>Q2062</p>		<p>Double door mobile cabinet with one vertical divider and two adjustable shelves.</p>	<p>Select Any Width:</p> <p>30" 36" 42" 48"</p>	<p>Height x Depth is available as indicated:</p> <table border="1"> <thead> <tr> <th></th> <th>18"</th> <th>24"</th> <th>29"</th> </tr> </thead> <tbody> <tr> <td>24"</td> <td>•</td> <td>•</td> <td>•</td> </tr> <tr> <td>30"</td> <td></td> <td>•</td> <td>•</td> </tr> <tr> <td>34"</td> <td></td> <td>•</td> <td>•</td> </tr> <tr> <td>36"</td> <td></td> <td>•</td> <td>•</td> </tr> <tr> <td>42"</td> <td></td> <td>•</td> <td>•</td> </tr> </tbody> </table>		18"	24"	29"	24"	•	•	•	30"		•	•	34"		•	•	36"		•	•	42"		•	•
	18"	24"	29"																									
24"	•	•	•																									
30"		•	•																									
34"		•	•																									
36"		•	•																									
42"		•	•																									
 <p>Q4052</p>		<p>Mobile sliding door base cabinet with one adjustable shelf.</p>	<p>Select Any Width:</p> <p>24" 30" 36"</p>	<p>Height x Depth is available as indicated:</p> <table border="1"> <thead> <tr> <th></th> <th>17"</th> <th>23"</th> <th>28"</th> </tr> </thead> <tbody> <tr> <td>24"</td> <td>•</td> <td>•</td> <td>•</td> </tr> <tr> <td>30"</td> <td></td> <td>•</td> <td>•</td> </tr> <tr> <td>34"</td> <td></td> <td>•</td> <td>•</td> </tr> <tr> <td>36"</td> <td></td> <td>•</td> <td>•</td> </tr> <tr> <td>42"</td> <td></td> <td>•</td> <td>•</td> </tr> </tbody> </table>		17"	23"	28"	24"	•	•	•	30"		•	•	34"		•	•	36"		•	•	42"		•	•
	17"	23"	28"																									
24"	•	•	•																									
30"		•	•																									
34"		•	•																									
36"		•	•																									
42"		•	•																									
 <p>Q4062</p>		<p>Mobile sliding door base cabinet with one vertical divider and two adjustable shelves.</p>	<p>Select Any Width:</p> <p>30" 36" 42" 48"</p>	<p>Height x Depth is available as indicated:</p> <table border="1"> <thead> <tr> <th></th> <th>17"</th> <th>23"</th> <th>28"</th> </tr> </thead> <tbody> <tr> <td>24"</td> <td>•</td> <td>•</td> <td>•</td> </tr> <tr> <td>30"</td> <td></td> <td>•</td> <td>•</td> </tr> <tr> <td>34"</td> <td></td> <td>•</td> <td>•</td> </tr> <tr> <td>36"</td> <td></td> <td>•</td> <td>•</td> </tr> <tr> <td>42"</td> <td></td> <td>•</td> <td>•</td> </tr> </tbody> </table>		17"	23"	28"	24"	•	•	•	30"		•	•	34"		•	•	36"		•	•	42"		•	•
	17"	23"	28"																									
24"	•	•	•																									
30"		•	•																									
34"		•	•																									
36"		•	•																									
42"		•	•																									

SPECIALTY MOBILES













All TMI catalog sections are available online at: www.tmisystems.com/products.html

TMI PRODUCT NO.	PERSPECTIVE	DESCRIPTION	W	H x D																								
<p>Q1120 Q1121</p>		<p>Single door mobile cabinet with one adjustable shelf and one 6" high drawer.</p>	<p>Select Any Width:</p> <p>18" 24"</p>	<p>Height x Depth is available as indicated:</p> <table border="1"> <thead> <tr> <th></th> <th>18"</th> <th>24"</th> <th>29"</th> </tr> </thead> <tbody> <tr> <td>24"</td> <td>•</td> <td>•</td> <td>•</td> </tr> <tr> <td>30"</td> <td></td> <td>•</td> <td>•</td> </tr> </tbody> </table>		18"	24"	29"	24"	•	•	•	30"		•	•												
	18"	24"	29"																									
24"	•	•	•																									
30"		•	•																									
<p>Q1122</p>		<p>Double door mobile cabinet with one adjustable shelf and one 6" high full width drawer.</p>	<p>Select Any Width:</p> <p>24" 30" 36"</p>	<p>Height x Depth is available as indicated:</p> <table border="1"> <thead> <tr> <th></th> <th>18"</th> <th>24"</th> <th>29"</th> </tr> </thead> <tbody> <tr> <td>24"</td> <td>•</td> <td>•</td> <td>•</td> </tr> <tr> <td>30"</td> <td></td> <td>•</td> <td>•</td> </tr> <tr> <td>34"</td> <td></td> <td>•</td> <td>•</td> </tr> <tr> <td>36"</td> <td></td> <td>•</td> <td>•</td> </tr> <tr> <td>42"</td> <td></td> <td>•</td> <td>•</td> </tr> </tbody> </table>		18"	24"	29"	24"	•	•	•	30"		•	•	34"		•	•	36"		•	•	42"		•	•
	18"	24"	29"																									
24"	•	•	•																									
30"		•	•																									
34"		•	•																									
36"		•	•																									
42"		•	•																									
<p>Q1123</p>		<p>Double door mobile cabinet with one adjustable shelf and two 6" high drawers.</p>	<p>Select Any Width:</p> <p>24" 30" 36"</p>	<p>Height x Depth is available as indicated:</p> <table border="1"> <thead> <tr> <th></th> <th>18"</th> <th>24"</th> <th>29"</th> </tr> </thead> <tbody> <tr> <td>24"</td> <td>•</td> <td>•</td> <td>•</td> </tr> <tr> <td>30"</td> <td></td> <td>•</td> <td>•</td> </tr> <tr> <td>34"</td> <td></td> <td>•</td> <td>•</td> </tr> <tr> <td>36"</td> <td></td> <td>•</td> <td>•</td> </tr> <tr> <td>42"</td> <td></td> <td>•</td> <td>•</td> </tr> </tbody> </table>		18"	24"	29"	24"	•	•	•	30"		•	•	34"		•	•	36"		•	•	42"		•	•
	18"	24"	29"																									
24"	•	•	•																									
30"		•	•																									
34"		•	•																									
36"		•	•																									
42"		•	•																									
<p>Q3320</p>		<p>Combination mobile cabinet with a single door and one adjustable shelf on the left, one 6" high drawer and two equal drawers on the right.</p>	<p>Select Any Width:</p> <p>24" 30" 36"</p>	<p>Height x Depth is available as indicated:</p> <table border="1"> <thead> <tr> <th></th> <th>18"</th> <th>24"</th> <th>29"</th> </tr> </thead> <tbody> <tr> <td>24"</td> <td>•</td> <td>•</td> <td>•</td> </tr> <tr> <td>30"</td> <td></td> <td>•</td> <td>•</td> </tr> <tr> <td>34"</td> <td></td> <td>•</td> <td>•</td> </tr> <tr> <td>36"</td> <td></td> <td>•</td> <td>•</td> </tr> </tbody> </table>		18"	24"	29"	24"	•	•	•	30"		•	•	34"		•	•	36"		•	•				
	18"	24"	29"																									
24"	•	•	•																									
30"		•	•																									
34"		•	•																									
36"		•	•																									
<p>Q3321</p>		<p>Combination mobile cabinet with a 6" high drawer and two equal drawers on the left, and a single door with one adjustable shelf on the left.</p>	<p>Select Any Width:</p> <p>24" 30" 36"</p>	<p>Height x Depth is available as indicated:</p> <table border="1"> <thead> <tr> <th></th> <th>18"</th> <th>24"</th> <th>29"</th> </tr> </thead> <tbody> <tr> <td>24"</td> <td>•</td> <td>•</td> <td>•</td> </tr> <tr> <td>30"</td> <td></td> <td>•</td> <td>•</td> </tr> <tr> <td>34"</td> <td></td> <td>•</td> <td>•</td> </tr> <tr> <td>36"</td> <td></td> <td>•</td> <td>•</td> </tr> </tbody> </table>		18"	24"	29"	24"	•	•	•	30"		•	•	34"		•	•	36"		•	•				
	18"	24"	29"																									
24"	•	•	•																									
30"		•	•																									
34"		•	•																									
36"		•	•																									

SPECIALTY MOBILES








All TMI catalog sections are available online at: www.tmisystems.com/products.html

TMI PRODUCT NO.	PERSPECTIVE	DESCRIPTION	W	H x D																								
 Q2001		Mobile base cabinet with two equal drawers.	Select Any Width: 24" 30" 36"	Height x Depth is available as indicated: <table border="1"> <thead> <tr> <th></th> <th>18"</th> <th>24"</th> <th>29"</th> </tr> </thead> <tbody> <tr> <td>24"</td> <td>•</td> <td>•</td> <td>•</td> </tr> <tr> <td>30"</td> <td></td> <td>•</td> <td>•</td> </tr> <tr> <td>34"</td> <td></td> <td></td> <td>•</td> </tr> <tr> <td>36"</td> <td></td> <td></td> <td>•</td> </tr> </tbody> </table>		18"	24"	29"	24"	•	•	•	30"		•	•	34"			•	36"			•				
	18"	24"	29"																									
24"	•	•	•																									
30"		•	•																									
34"			•																									
36"			•																									
 Q2051		Mobile base cabinet with a pull board and two equal drawers.	Select Any Width: 24" 30" 36"	Height x Depth is available as indicated: <table border="1"> <thead> <tr> <th></th> <th>18"</th> <th>24"</th> <th>29"</th> </tr> </thead> <tbody> <tr> <td>24"</td> <td>•</td> <td>•</td> <td>•</td> </tr> <tr> <td>30"</td> <td></td> <td>•</td> <td>•</td> </tr> <tr> <td>34"</td> <td></td> <td></td> <td>•</td> </tr> <tr> <td>36"</td> <td></td> <td></td> <td>•</td> </tr> </tbody> </table>		18"	24"	29"	24"	•	•	•	30"		•	•	34"			•	36"			•				
	18"	24"	29"																									
24"	•	•	•																									
30"		•	•																									
34"			•																									
36"			•																									
 Q3001		Mobile base cabinet with three equal drawers.	Select Any Width: 24" 30" 36"	Height x Depth is available as indicated: <table border="1"> <thead> <tr> <th></th> <th>18"</th> <th>24"</th> <th>29"</th> </tr> </thead> <tbody> <tr> <td>24"</td> <td>•</td> <td>•</td> <td>•</td> </tr> <tr> <td>30"</td> <td></td> <td>•</td> <td>•</td> </tr> <tr> <td>34"</td> <td></td> <td></td> <td>•</td> </tr> <tr> <td>36"</td> <td></td> <td></td> <td>•</td> </tr> </tbody> </table>		18"	24"	29"	24"	•	•	•	30"		•	•	34"			•	36"			•				
	18"	24"	29"																									
24"	•	•	•																									
30"		•	•																									
34"			•																									
36"			•																									
 Q3051		Mobile base cabinet with a pull board and three equal drawers.	Select Any Width: 24" 30" 36"	Height x Depth is available as indicated: <table border="1"> <thead> <tr> <th></th> <th>18"</th> <th>24"</th> <th>29"</th> </tr> </thead> <tbody> <tr> <td>24"</td> <td>•</td> <td>•</td> <td>•</td> </tr> <tr> <td>30"</td> <td></td> <td>•</td> <td>•</td> </tr> <tr> <td>34"</td> <td></td> <td></td> <td>•</td> </tr> <tr> <td>36"</td> <td></td> <td></td> <td>•</td> </tr> </tbody> </table>		18"	24"	29"	24"	•	•	•	30"		•	•	34"			•	36"			•				
	18"	24"	29"																									
24"	•	•	•																									
30"		•	•																									
34"			•																									
36"			•																									
 Q1810		Open mobile folio cabinet with one vertical divider and 1/4" adjustable horizontal dividers spaced equally to provide 2-1/4" high compartments.	Select Any Width: 30" 36" 42" 48"	Height x Depth is available as indicated: <table border="1"> <thead> <tr> <th></th> <th>17"</th> <th>23"</th> <th>28"</th> </tr> </thead> <tbody> <tr> <td>24"</td> <td>•</td> <td>•</td> <td>•</td> </tr> <tr> <td>30"</td> <td></td> <td>•</td> <td>•</td> </tr> <tr> <td>34"</td> <td></td> <td>•</td> <td>•</td> </tr> <tr> <td>36"</td> <td></td> <td>•</td> <td>•</td> </tr> <tr> <td>42"</td> <td></td> <td>•</td> <td>•</td> </tr> </tbody> </table>		17"	23"	28"	24"	•	•	•	30"		•	•	34"		•	•	36"		•	•	42"		•	•
	17"	23"	28"																									
24"	•	•	•																									
30"		•	•																									
34"		•	•																									
36"		•	•																									
42"		•	•																									

SPECIALTY MOBILES



All TMI catalog sections are available online at: www.tmisystems.com/products.html

TMI PRODUCT NO.	PERSPECTIVE	DESCRIPTION	W	H x D																								
Q2812		Double door mobile folio cabinet with one vertical divider and 1/4" adjustable horizontal dividers spaced equally to provide 2-1/4" high compartments.	Select Any Width: 30" 36" 42" 48"	Height x Depth is available as indicated: <table border="1"> <thead> <tr> <th></th> <th>18"</th> <th>24"</th> <th>29"</th> </tr> </thead> <tbody> <tr> <td>24"</td> <td>•</td> <td>•</td> <td>•</td> </tr> <tr> <td>30"</td> <td></td> <td>•</td> <td>•</td> </tr> <tr> <td>34"</td> <td></td> <td>•</td> <td>•</td> </tr> <tr> <td>36"</td> <td></td> <td>•</td> <td>•</td> </tr> <tr> <td>42"</td> <td></td> <td>•</td> <td>•</td> </tr> </tbody> </table>		18"	24"	29"	24"	•	•	•	30"		•	•	34"		•	•	36"		•	•	42"		•	•
	18"	24"	29"																									
24"	•	•	•																									
30"		•	•																									
34"		•	•																									
36"		•	•																									
42"		•	•																									
Q1820		Open mobile folio cabinet with two vertical dividers and 1/4" adjustable horizontal dividers spaced equally to provide 2-1/4" high compartments.	Select Any Width: 36" 42" 48"	Height x Depth is available as indicated: <table border="1"> <thead> <tr> <th></th> <th>17"</th> <th>23"</th> <th>28"</th> </tr> </thead> <tbody> <tr> <td>24"</td> <td>•</td> <td>•</td> <td>•</td> </tr> <tr> <td>30"</td> <td></td> <td>•</td> <td>•</td> </tr> <tr> <td>34"</td> <td></td> <td>•</td> <td>•</td> </tr> <tr> <td>36"</td> <td></td> <td>•</td> <td>•</td> </tr> <tr> <td>42"</td> <td></td> <td>•</td> <td>•</td> </tr> </tbody> </table>		17"	23"	28"	24"	•	•	•	30"		•	•	34"		•	•	36"		•	•	42"		•	•
	17"	23"	28"																									
24"	•	•	•																									
30"		•	•																									
34"		•	•																									
36"		•	•																									
42"		•	•																									
Q2822		Double door mobile folio cabinet with two vertical dividers and 1/4" adjustable horizontal dividers spaced equally to provide 2-1/4" high compartments.	Select Any Width: 36" 42" 48"	Height x Depth is available as indicated: <table border="1"> <thead> <tr> <th></th> <th>18"</th> <th>24"</th> <th>29"</th> </tr> </thead> <tbody> <tr> <td>24"</td> <td>•</td> <td>•</td> <td>•</td> </tr> <tr> <td>30"</td> <td></td> <td>•</td> <td>•</td> </tr> <tr> <td>34"</td> <td></td> <td>•</td> <td>•</td> </tr> <tr> <td>36"</td> <td></td> <td>•</td> <td>•</td> </tr> <tr> <td>42"</td> <td></td> <td>•</td> <td>•</td> </tr> </tbody> </table>		18"	24"	29"	24"	•	•	•	30"		•	•	34"		•	•	36"		•	•	42"		•	•
	18"	24"	29"																									
24"	•	•	•																									
30"		•	•																									
34"		•	•																									
36"		•	•																									
42"		•	•																									
Q9014		Open mobile paper storage cabinet with four fixed shelves, creating five equal compartments.	Select Any Width: 30" 36" 42"	Height x Depth is available as indicated: <table border="1"> <thead> <tr> <th></th> <th>17"</th> <th>23"</th> <th>28"</th> </tr> </thead> <tbody> <tr> <td>30"</td> <td></td> <td>•</td> <td>•</td> </tr> <tr> <td>34"</td> <td></td> <td>•</td> <td>•</td> </tr> <tr> <td>36"</td> <td></td> <td>•</td> <td>•</td> </tr> <tr> <td>42"</td> <td></td> <td>•</td> <td>•</td> </tr> </tbody> </table>		17"	23"	28"	30"		•	•	34"		•	•	36"		•	•	42"		•	•				
	17"	23"	28"																									
30"		•	•																									
34"		•	•																									
36"		•	•																									
42"		•	•																									
Q9015		Open mobile paper storage cabinet with five fixed shelves, creating six equal compartments.	Select Any Width: 30" 36" 42"	Height x Depth is available as indicated: <table border="1"> <thead> <tr> <th></th> <th>17"</th> <th>23"</th> <th>28"</th> </tr> </thead> <tbody> <tr> <td>30"</td> <td></td> <td>•</td> <td>•</td> </tr> <tr> <td>34"</td> <td></td> <td>•</td> <td>•</td> </tr> <tr> <td>36"</td> <td></td> <td>•</td> <td>•</td> </tr> <tr> <td>42"</td> <td></td> <td>•</td> <td>•</td> </tr> </tbody> </table>		17"	23"	28"	30"		•	•	34"		•	•	36"		•	•	42"		•	•				
	17"	23"	28"																									
30"		•	•																									
34"		•	•																									
36"		•	•																									
42"		•	•																									

SPECIALTY MOBILES








All TMI catalog sections are available online at: www.tmisystems.com/products.html

TMI PRODUCT NO.	PERSPECTIVE	DESCRIPTION	W	H x D																
Q1610		Open mobile cabinet with a vertical divider and type A2400 tote trays. 30" height has 10 tote trays 34" height has 12 tote trays 36" height has 14 tote trays	Select Any Width: 25"	Height x Depth is available as indicated: <table border="1"> <thead> <tr> <th></th> <th>17"</th> <th>23"</th> <th>28"</th> </tr> </thead> <tbody> <tr> <td>30"</td> <td></td> <td>•</td> <td>•</td> </tr> <tr> <td>34"</td> <td></td> <td>•</td> <td>•</td> </tr> <tr> <td>36"</td> <td></td> <td>•</td> <td>•</td> </tr> </tbody> </table>		17"	23"	28"	30"		•	•	34"		•	•	36"		•	•
				17"	23"	28"														
30"		•	•																	
34"		•	•																	
36"		•	•																	
Q2612		Double door mobile cabinet with a vertical divider and type A2400 tote trays. 30" height has 10 tote trays 34" height has 12 tote trays 36" height has 14 tote trays	Select Any Width: 25"	Height x Depth is available as indicated: <table border="1"> <thead> <tr> <th></th> <th>18"</th> <th>24"</th> <th>29"</th> </tr> </thead> <tbody> <tr> <td>30"</td> <td></td> <td>•</td> <td>•</td> </tr> <tr> <td>34"</td> <td></td> <td>•</td> <td>•</td> </tr> <tr> <td>36"</td> <td></td> <td>•</td> <td>•</td> </tr> </tbody> </table>		18"	24"	29"	30"		•	•	34"		•	•	36"		•	•
				18"	24"	29"														
30"		•	•																	
34"		•	•																	
36"		•	•																	
Q1613		Open mobile cabinet with two vertical dividers and type A2400 tote trays. 30" height has 15 tote trays 34" height has 18 tote trays 36" height has 21 tote trays	Select Any Width: 36-1/8"	Height x Depth is available as indicated: <table border="1"> <thead> <tr> <th></th> <th>17"</th> <th>23"</th> <th>28"</th> </tr> </thead> <tbody> <tr> <td>30"</td> <td></td> <td>•</td> <td>•</td> </tr> <tr> <td>34"</td> <td></td> <td>•</td> <td>•</td> </tr> <tr> <td>36"</td> <td></td> <td>•</td> <td>•</td> </tr> </tbody> </table>		17"	23"	28"	30"		•	•	34"		•	•	36"		•	•
				17"	23"	28"														
30"		•	•																	
34"		•	•																	
36"		•	•																	
Q2613		Double door mobile cabinet with two vertical dividers and type A2400 tote trays. 30" height has 15 tote trays 34" height has 18 tote trays 36" height has 21 tote trays	Select Any Width: 36-1/8"	Height x Depth is available as indicated: <table border="1"> <thead> <tr> <th></th> <th>18"</th> <th>24"</th> <th>29"</th> </tr> </thead> <tbody> <tr> <td>30"</td> <td></td> <td>•</td> <td>•</td> </tr> <tr> <td>34"</td> <td></td> <td>•</td> <td>•</td> </tr> <tr> <td>36"</td> <td></td> <td>•</td> <td>•</td> </tr> </tbody> </table>		18"	24"	29"	30"		•	•	34"		•	•	36"		•	•
				18"	24"	29"														
30"		•	•																	
34"		•	•																	
36"		•	•																	
Q1614		Open mobile cabinet with three vertical dividers and type A2400 tote trays. 30" height has 20 tote trays 34" height has 24 tote trays 36" height has 28 tote trays	Select Any Width: 47-3/8"	Height x Depth is available as indicated: <table border="1"> <thead> <tr> <th></th> <th>17"</th> <th>23"</th> <th>28"</th> </tr> </thead> <tbody> <tr> <td>30"</td> <td></td> <td>•</td> <td>•</td> </tr> <tr> <td>34"</td> <td></td> <td>•</td> <td>•</td> </tr> <tr> <td>36"</td> <td></td> <td>•</td> <td>•</td> </tr> </tbody> </table>		17"	23"	28"	30"		•	•	34"		•	•	36"		•	•
				17"	23"	28"														
30"		•	•																	
34"		•	•																	
36"		•	•																	

SPECIALTY MOBILES



All TMI catalog sections are available online at: www.tmisystems.com/products.html

TMI PRODUCT NO.	PERSPECTIVE	DESCRIPTION	W	H x D																
Q2614		<p>Double door mobile cabinet with two vertical dividers and type A2400 tote trays.</p> <p>30" height has 20 tote trays 34" height has 24 tote trays 36" height has 28 tote trays</p>	<p>Select Any Width: 47-3/8"</p>	<p>Height x Depth is available as indicated:</p> <table border="1"> <thead> <tr> <th></th> <th>18"</th> <th>24"</th> <th>29"</th> </tr> </thead> <tbody> <tr> <td>30"</td> <td></td> <td>•</td> <td>•</td> </tr> <tr> <td>34"</td> <td></td> <td>•</td> <td>•</td> </tr> <tr> <td>36"</td> <td></td> <td>•</td> <td>•</td> </tr> </tbody> </table>		18"	24"	29"	30"		•	•	34"		•	•	36"		•	•
	18"	24"	29"																	
30"		•	•																	
34"		•	•																	
36"		•	•																	
Q1650		<p>Open mobile base cabinet with one vertical divider, two adjustable shelves, and type A2400 tote trays on the left.</p> <p>30" height has 5 tote trays 34" height has 6 tote trays 36" height has 7 tote trays</p>	<p>Select Any Width: 30" 36" 42" 48"</p>	<p>Height x Depth is available as indicated:</p> <table border="1"> <thead> <tr> <th></th> <th>17"</th> <th>23"</th> <th>28"</th> </tr> </thead> <tbody> <tr> <td>30"</td> <td></td> <td>•</td> <td>•</td> </tr> <tr> <td>34"</td> <td></td> <td>•</td> <td>•</td> </tr> <tr> <td>36"</td> <td></td> <td>•</td> <td>•</td> </tr> </tbody> </table>		17"	23"	28"	30"		•	•	34"		•	•	36"		•	•
	17"	23"	28"																	
30"		•	•																	
34"		•	•																	
36"		•	•																	
Q1651		<p>Open mobile base cabinet with one vertical divider, two adjustable shelves, and type A2400 tote trays on the right.</p> <p>30" height has 5 tote trays 34" height has 6 tote trays 36" height has 7 tote trays</p>	<p>Select Any Width: 30" 36" 42" 48"</p>	<p>Height x Depth is available as indicated:</p> <table border="1"> <thead> <tr> <th></th> <th>17"</th> <th>23"</th> <th>28"</th> </tr> </thead> <tbody> <tr> <td>30"</td> <td></td> <td>•</td> <td>•</td> </tr> <tr> <td>34"</td> <td></td> <td>•</td> <td>•</td> </tr> <tr> <td>36"</td> <td></td> <td>•</td> <td>•</td> </tr> </tbody> </table>		17"	23"	28"	30"		•	•	34"		•	•	36"		•	•
	17"	23"	28"																	
30"		•	•																	
34"		•	•																	
36"		•	•																	
Q2652		<p>Double door mobile cabinet with one vertical divider, two adjustable shelves, and type A2400 tote trays on the left.</p> <p>30" height has 5 tote trays 34" height has 6 tote trays 36" height has 7 tote trays</p>	<p>Select Any Width: 30" 36" 42" 48"</p>	<p>Height x Depth is available as indicated:</p> <table border="1"> <thead> <tr> <th></th> <th>18"</th> <th>24"</th> <th>29"</th> </tr> </thead> <tbody> <tr> <td>30"</td> <td></td> <td>•</td> <td>•</td> </tr> <tr> <td>34"</td> <td></td> <td>•</td> <td>•</td> </tr> <tr> <td>36"</td> <td></td> <td>•</td> <td>•</td> </tr> </tbody> </table>		18"	24"	29"	30"		•	•	34"		•	•	36"		•	•
	18"	24"	29"																	
30"		•	•																	
34"		•	•																	
36"		•	•																	
Q2662		<p>Double door mobile cabinet with one vertical divider, two adjustable shelves, and type A2400 tote trays on the right.</p> <p>30" height has 5 tote trays 34" height has 6 tote trays 36" height has 7 tote trays</p>	<p>Select Any Width: 30" 36" 42" 48"</p>	<p>Height x Depth is available as indicated:</p> <table border="1"> <thead> <tr> <th></th> <th>18"</th> <th>24"</th> <th>29"</th> </tr> </thead> <tbody> <tr> <td>30"</td> <td></td> <td>•</td> <td>•</td> </tr> <tr> <td>34"</td> <td></td> <td>•</td> <td>•</td> </tr> <tr> <td>36"</td> <td></td> <td>•</td> <td>•</td> </tr> </tbody> </table>		18"	24"	29"	30"		•	•	34"		•	•	36"		•	•
	18"	24"	29"																	
30"		•	•																	
34"		•	•																	
36"		•	•																	

SPECIALTY MOBILES



All TMI catalog sections are available online at: www.tmisystems.com/products.html

TMI PRODUCT NO.	PERSPECTIVE	DESCRIPTION		
-----------------	-------------	-------------	--	--



Q2652



Double door tall mobile cabinet with one vertical divider, four adjustable shelves, and type A2400 tote trays.

48" height has 8 tote trays
52" height has 10 tote trays
60" height has 12 tote trays

Select Any Width:

36"
42"
48"

Height x Depth is available as indicated:

	18"	24"	29"
48"		•	•
52"		•	•
60"		•	•



Q2654



Double door tall mobile cabinet with one fixed shelf, two adjustable shelves, and with two vertical dividers and type A2400 tote trays.


52" height has 18 tote trays
60" height has 21 tote trays

Select Any Width:

36-1/8"

Height x Depth is available as indicated:

	18"	24"	29"
52"		•	•
60"		•	•



Q2613



Double door tall mobile cabinet with two vertical dividers and type A2400 tote trays.

48" height has 24 tote trays
52" height has 30 tote trays
60" height has 36 tote trays

Select Any Width:

36-1/8"




Height x Depth is available as indicated:

	18"	24"	29"
48"		•	•
52"		•	•
60"		•	•

SPECIALTY MOBILES













All TMI catalog sections are available online at: www.tmisystems.com/products.html

TMI PRODUCT NO.	PERSPECTIVE	DESCRIPTION	W	H x D																
Q2563		Double door tall mobile wardrobe cabinet with one vertical divider, and two closet rods.	Select Any Width: 36" 42" 48"	Height x Depth is available as indicated: <table border="1"> <thead> <tr> <th></th> <th>18"</th> <th>24"</th> <th>29"</th> </tr> </thead> <tbody> <tr> <td>52"</td> <td></td> <td>•</td> <td>•</td> </tr> <tr> <td>60"</td> <td></td> <td>•</td> <td>•</td> </tr> </tbody> </table>		18"	24"	29"	52"		•	•	60"		•	•				
	18"	24"	29"																	
52"		•	•																	
60"		•	•																	
Q2591		Double door tall mobile wardrobe cabinet with one off-center vertical divider, one fixed shelf and a closet rod on the left side, one fixed shelf and three adjustable shelves on the right side. Door lock included.	Select Any Width: 36" 42" 48"	Height x Depth is available as indicated: <table border="1"> <thead> <tr> <th></th> <th>18"</th> <th>24"</th> <th>29"</th> </tr> </thead> <tbody> <tr> <td>48"</td> <td></td> <td>•</td> <td>•</td> </tr> <tr> <td>52"</td> <td></td> <td>•</td> <td>•</td> </tr> <tr> <td>60"</td> <td></td> <td>•</td> <td>•</td> </tr> </tbody> </table>		18"	24"	29"	48"		•	•	52"		•	•	60"		•	•
	18"	24"	29"																	
48"		•	•																	
52"		•	•																	
60"		•	•																	
Q2112		Double door tall mobile cabinet with one vertical divider, two fixed shelves, and six adjustable shelves.	Select Any Width: 36" 42" 48"	Height x Depth is available as indicated: <table border="1"> <thead> <tr> <th></th> <th>18"</th> <th>24"</th> <th>29"</th> </tr> </thead> <tbody> <tr> <td>48"</td> <td></td> <td>•</td> <td>•</td> </tr> <tr> <td>52"</td> <td></td> <td>•</td> <td>•</td> </tr> <tr> <td>60"</td> <td></td> <td>•</td> <td>•</td> </tr> </tbody> </table>		18"	24"	29"	48"		•	•	52"		•	•	60"		•	•
	18"	24"	29"																	
48"		•	•																	
52"		•	•																	
60"		•	•																	

SPECIALTY PHARMACY





All TMI catalog sections are available online at: www.tmisystems.com/products.html

TMI PRODUCT NO.	PERSPECTIVE	DESCRIPTION	W	H	D
		Pharmacy dispensing cabinet with three adjustable sloping shelves and dispensing trays.	18"	30"	23"
			24"	34"	
			30"	36"	
			36"	39"	
B9271					
		Pharmacy dispensing cabinet with one sloping drawer divided into compartments, and one adjustable shelf below.	18"	30"	24"
			24"	34"	
			30"	36"	
			36"	39"	
D9100					
		Pharmacy dispensing cabinet with two sloping drawers divided into compartments.	18"	30"	24"
			24"	34"	
			30"	36"	
			36"	39"	
D9105					
		Pharmacy dispensing cabinet with three sloping drawers divided into compartments.	18"	39"	24"
			24"	44"	
			30"		
			36"		
D9110					
		Pharmacy dispensing cabinet with four sloping drawers divided into compartments.	18"	46"	24"
			24"		
			30"		
			36"		
D9115					

SPECIALTY PHARMACY



All TMI catalog sections are available online at: www.tmisystems.com/products.html

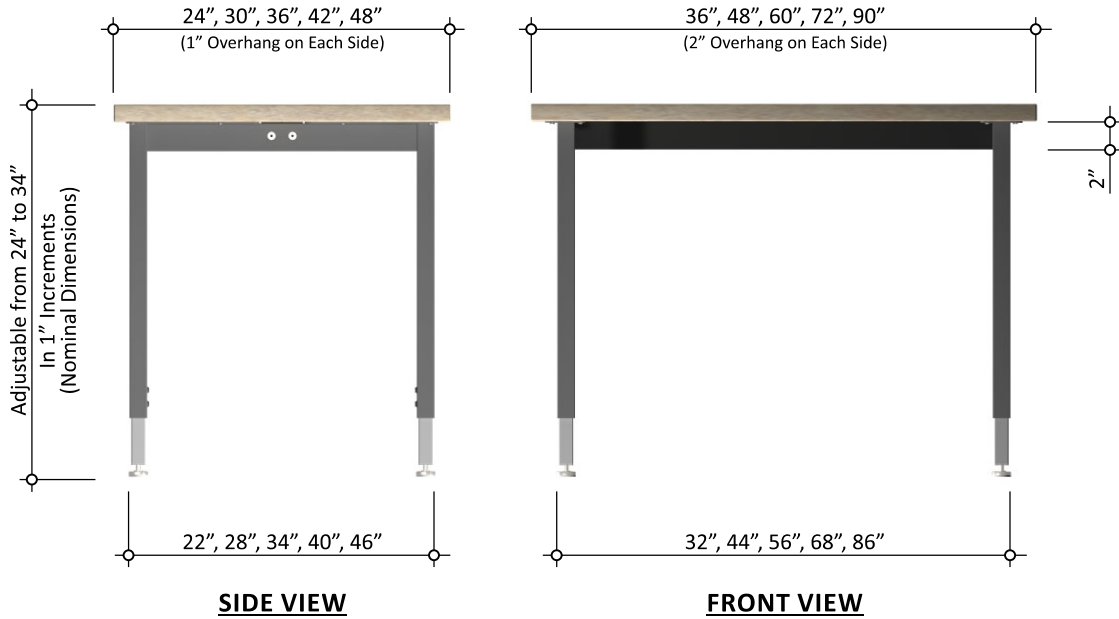
TMI PRODUCT NO.	PERSPECTIVE	DESCRIPTION	W	H	D
 <p data-bbox="289 743 383 779">T9276</p>		<p data-bbox="850 422 1122 533">Pharmacy dispensing cabinet with eight adjustable sloping shelves and dispensing trays.</p>	<p data-bbox="1192 247 1227 359">18" 24" 30" 36"</p>	<p data-bbox="1300 247 1336 302">72" 84"</p>	<p data-bbox="1409 247 1445 275">23"</p>
<hr/>					
<hr/>					

SPECIALTY TABLES



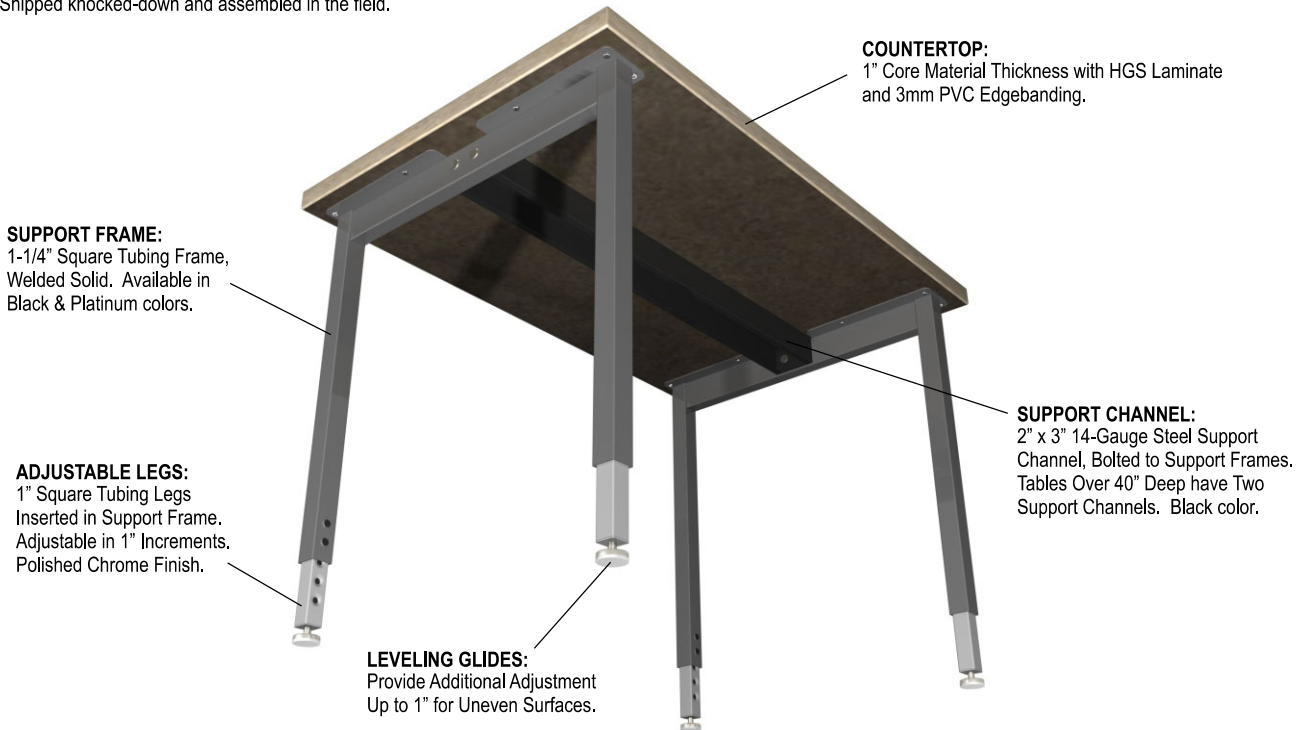
All TMI catalog sections are available online at: www.tmisystems.com/products.html

TMI PRODUCT NO.	DESCRIPTION	W	H	D
A7704 ACTIVITY TABLE	A versatile table offering maximum strength and stability for a wide variety of uses. Heavy duty construction contributes to a sturdy work surface that can hold 400 pounds. Shipped ready to assemble.	36"	Adj.	24"
		48"		30"
		60"		36"
		72"		42"
		90"		48"



ACTIVITY TABLE DETAILS

Shipped knocked-down and assembled in the field.

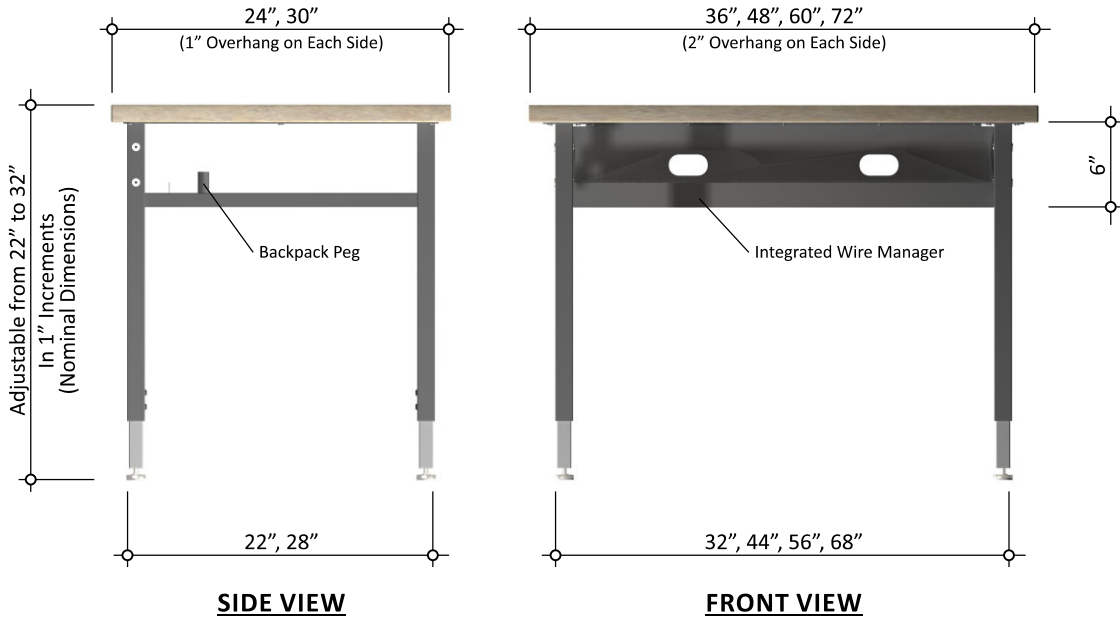


SPECIALTY TABLES



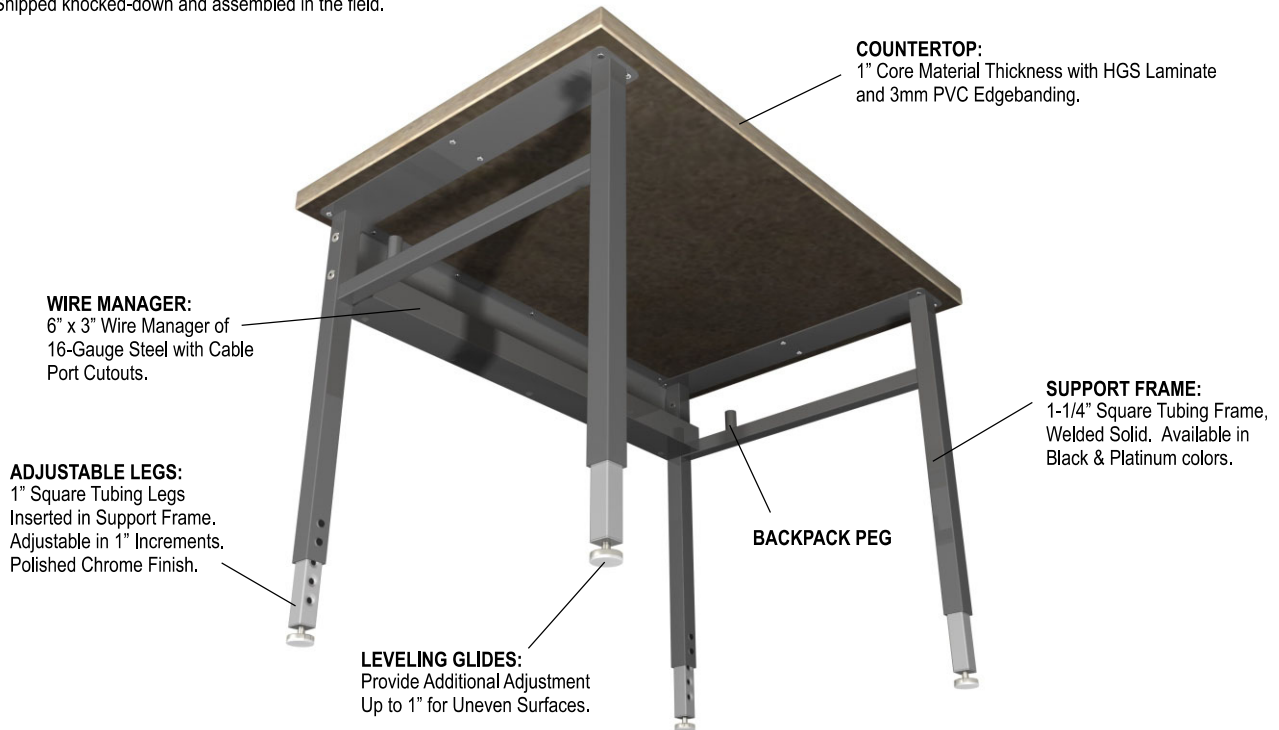
All TMI catalog sections are available online at: www.tmisystems.com/products.html

TMI PRODUCT NO.	DESCRIPTION	W	H	D
A7754 PLANNER TABLE	A table offering with maximum strength and stability via the tough frame. Cables and wires are kept neatly tucked away with the integral wire manager. Backpack pegs included.	36"	Adj.	24"
		48"		30"
		60"		
		72"		



PLANNER TABLE DETAILS

Shipped knocked-down and assembled in the field.

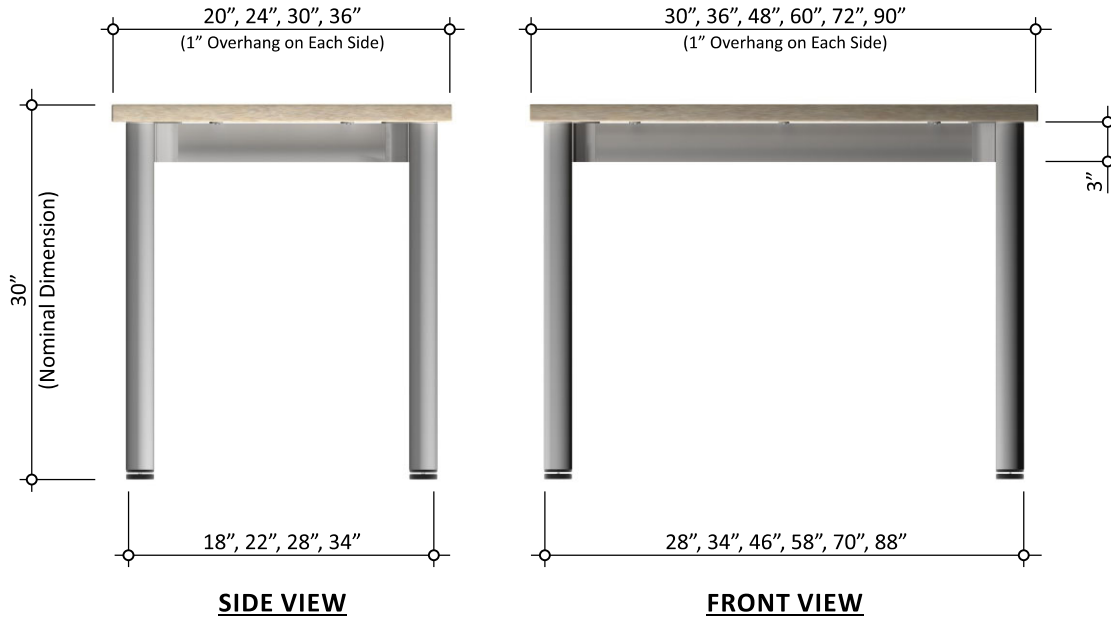


SPECIALTY TABLES



All TMI catalog sections are available online at: www.tmisystems.com/products.html

TMI PRODUCT NO.	DESCRIPTION	W	H	D
A7800 FIXED HEIGHT TABLE	A complete, integrated table offering with ultimate flexibility for various applications. The aircraft grade aluminum frame provides strength and stability while minimizing weight. Legs are fixed height with leveling glides.	30"	30"	20"
		36"		24"
		48"		30"
		60"		36"
		72"		
		90"		



FIXED HEIGHT TABLE DETAILS

Shipped knocked-down and assembled in the field.

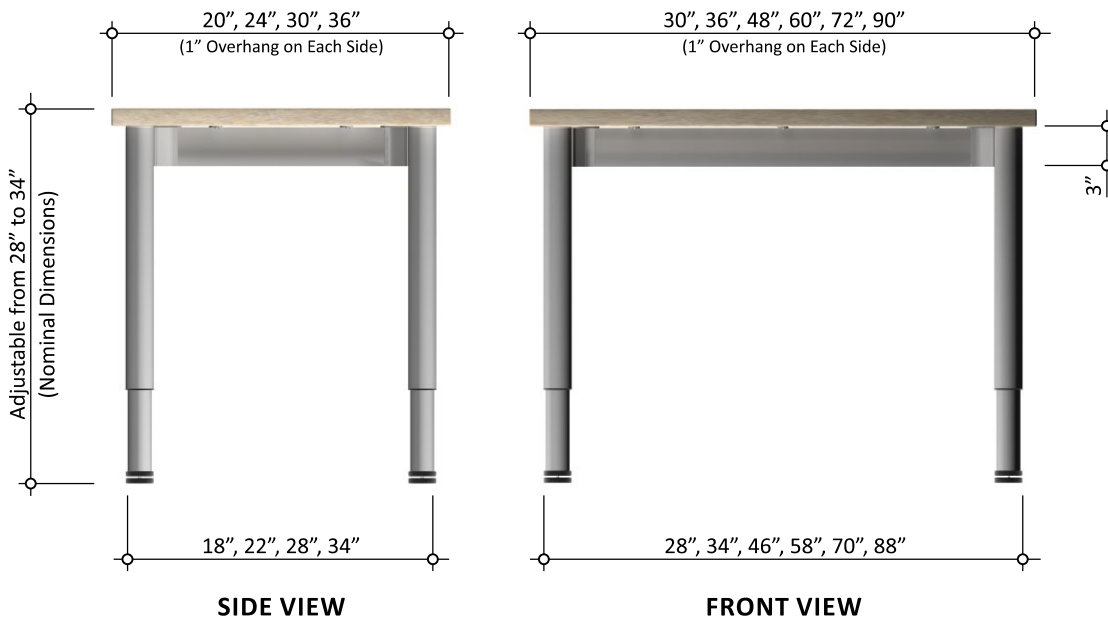


SPECIALTY TABLES



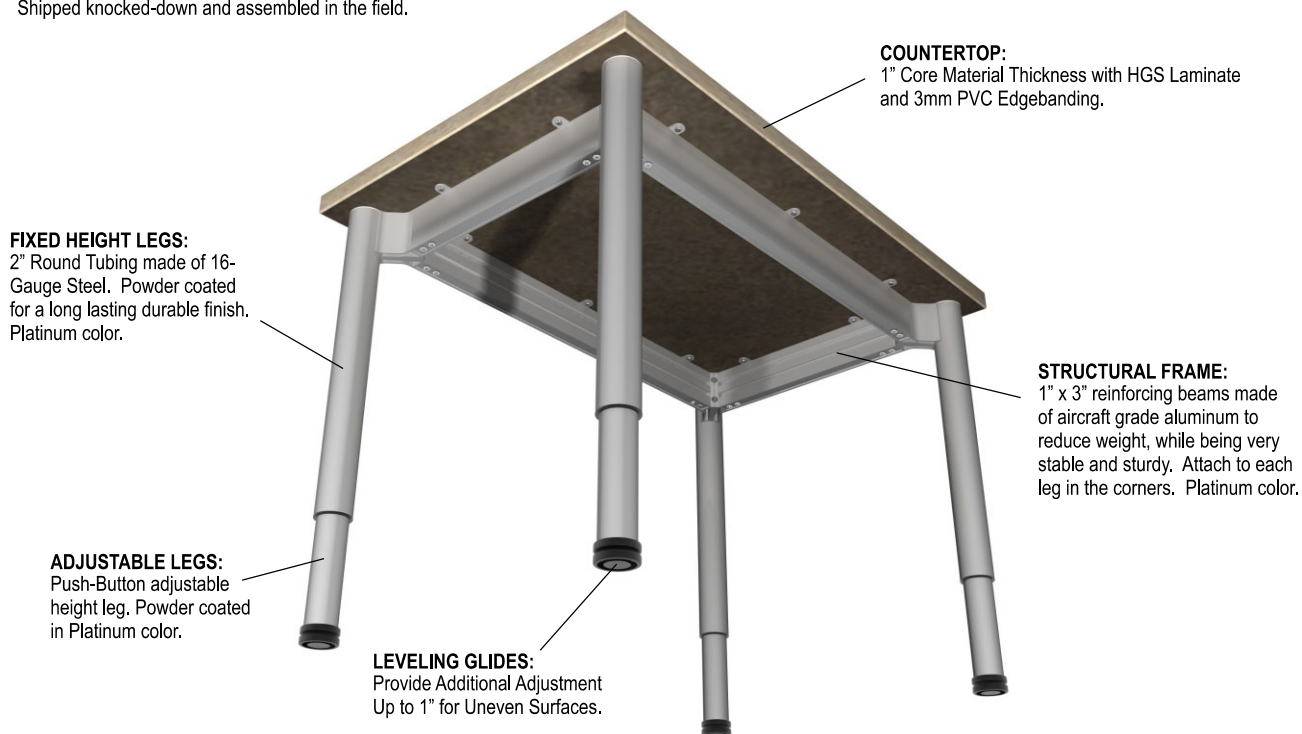
All TMI catalog sections are available online at: www.tmisystems.com/products.html

TMI PRODUCT NO.	DESCRIPTION	W	H	D
A7804 ADJUSTABLE HEIGHT TABLE	A complete, integrated table offering with ultimate flexibility for various applications. The aircraft grade aluminum frame provides strength and stability while minimizing weight. Legs are adjustable height with leveling glides.	30"	Adj.	20"
		36"		24"
		48"		30"
		60"		36"
		72"		
		90"		



ADJUSTABLE HEIGHT TABLE DETAILS

Shipped knocked-down and assembled in the field.

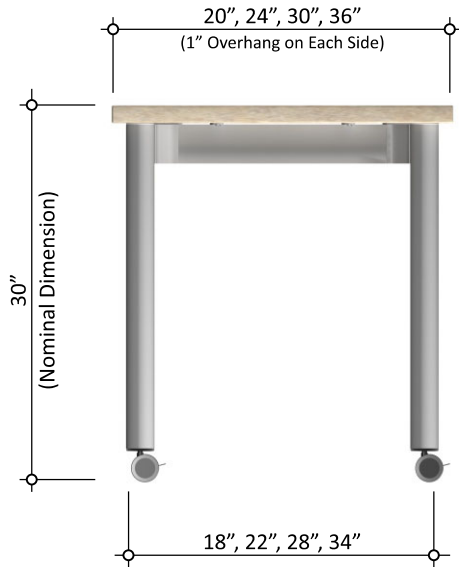


SPECIALTY TABLES

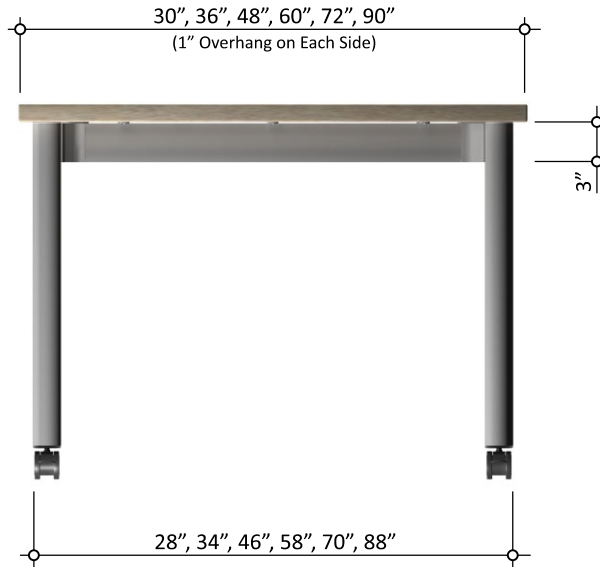


All TMI catalog sections are available online at: www.tmisystems.com/products.html

TMI PRODUCT NO.	DESCRIPTION	W	H	D
A7807 FIXED HEIGHT TABLE	A complete, integrated table offering with ultimate flexibility for various applications. The aircraft grade aluminum frame provides strength and stability while minimizing weight. Legs are fixed height with dual-wheel casters.	30"	30"	20"
		36"		24"
		48"		30"
		60"		36"
		72"		
		90"		



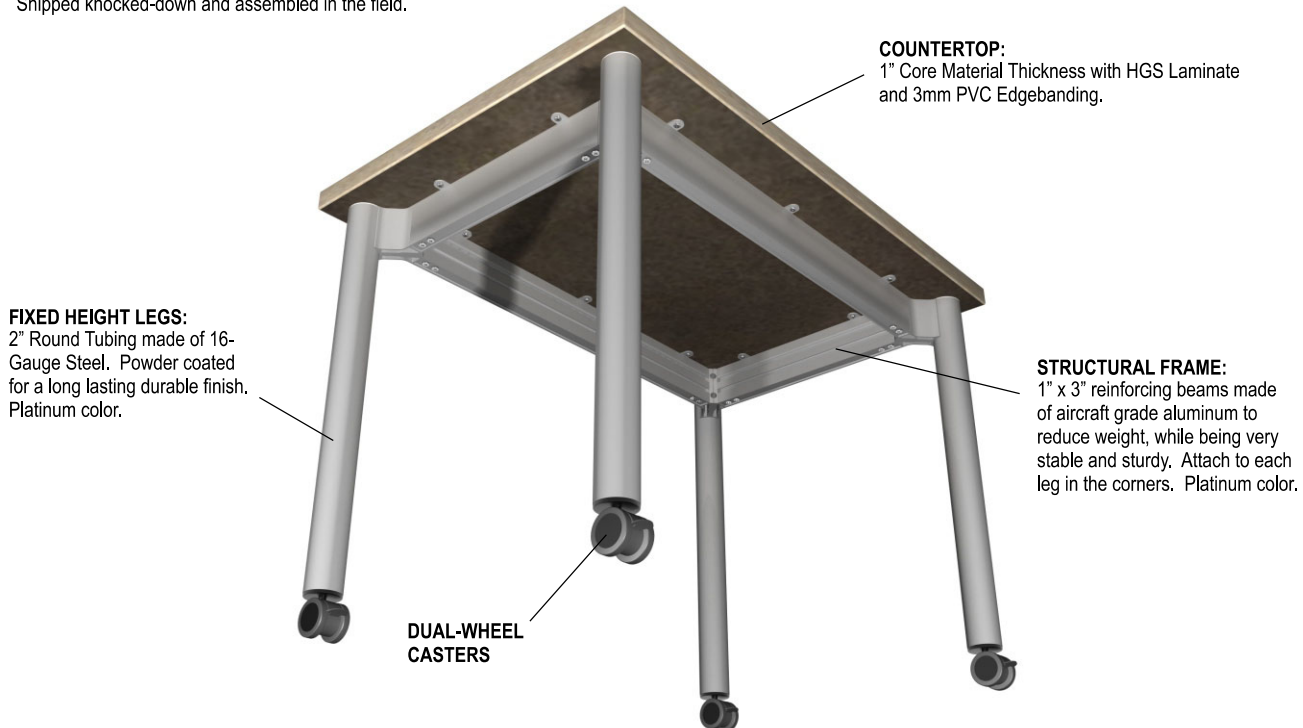
SIDE VIEW



FRONT VIEW

FIXED HEIGHT TABLE DETAILS

Shipped knocked-down and assembled in the field.

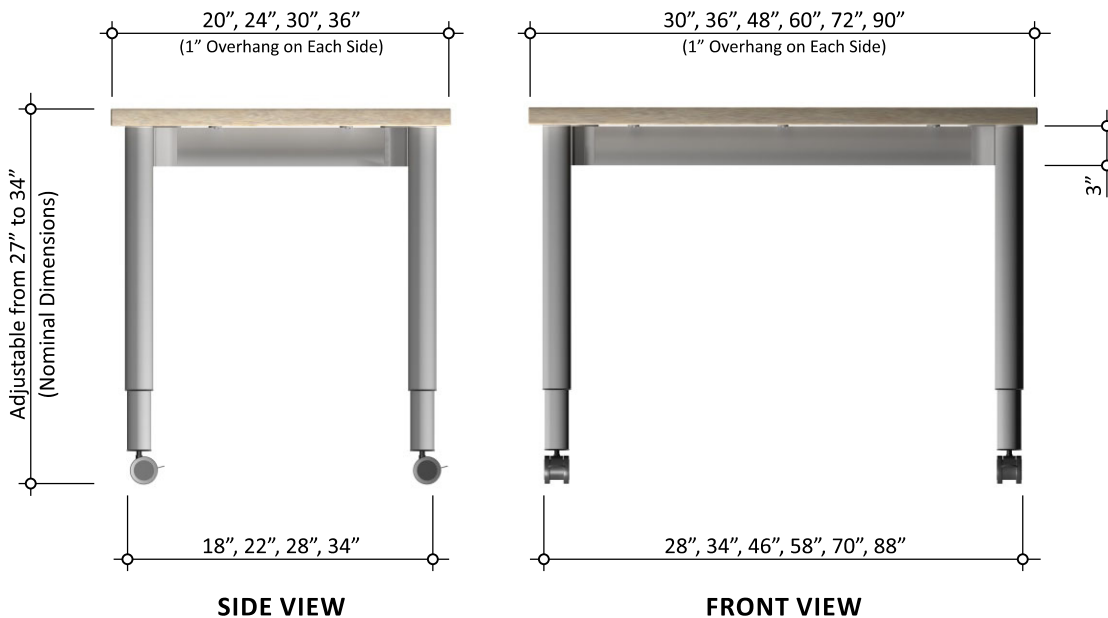


SPECIALTY TABLES



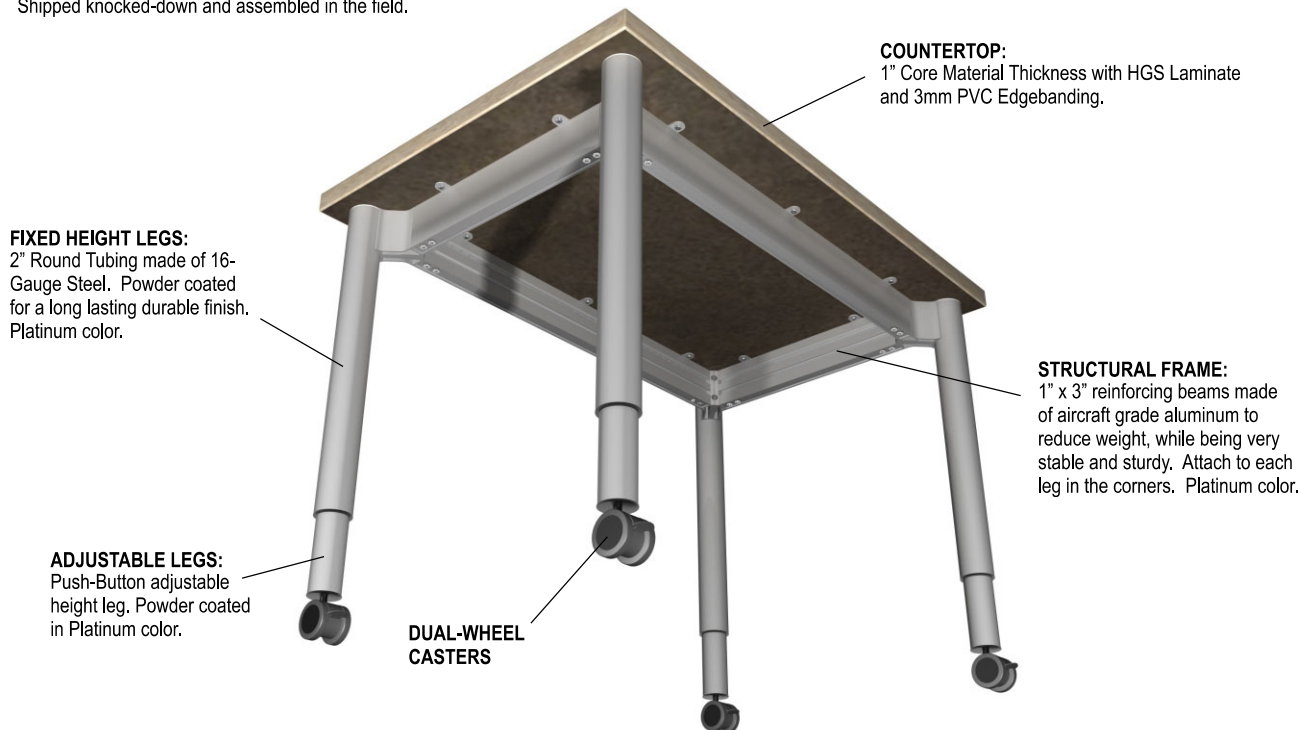
All TMI catalog sections are available online at: www.tmisystems.com/products.html

TMI PRODUCT NO.	DESCRIPTION	W	H	D
A7809 ADJUSTABLE HEIGHT TABLE	A complete, integrated table offering with ultimate flexibility for various applications. The aircraft grade aluminum frame provides strength and stability while minimizing weight. Legs are adjustable height with dual-wheel casters.	30"	Adj.	20"
		36"		24"
		48"		30"
		60"		36"
		72"		
		90"		



ADJUSTABLE HEIGHT TABLE DETAILS

Shipped knocked-down and assembled in the field.

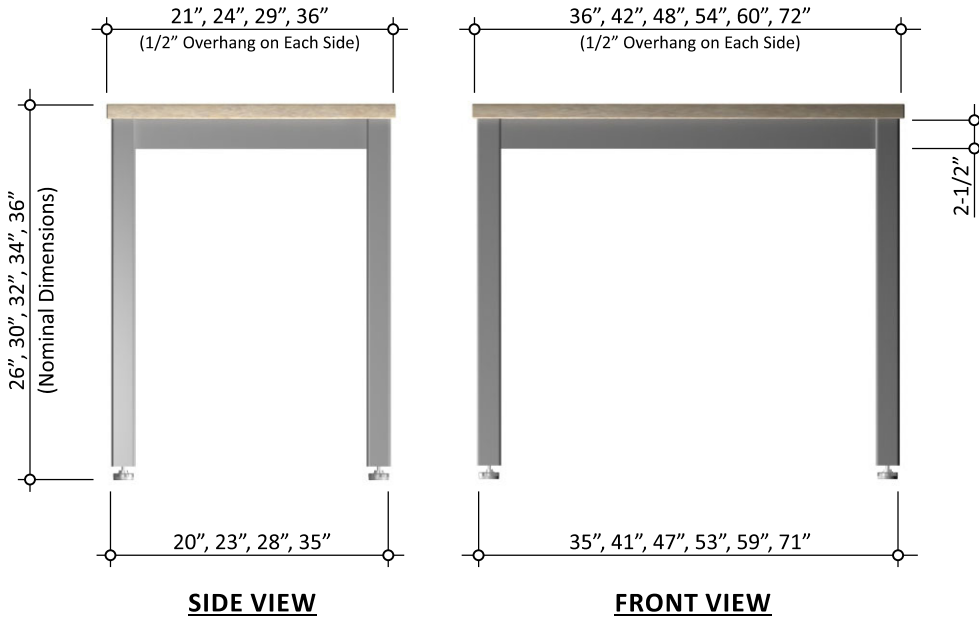


SPECIALTY TABLES



All TMI catalog sections are available online at: www.tmisystems.com/products.html

TMI PRODUCT NO.	DESCRIPTION	W	H	D
A7850 HEAVY DUTY FIXED HEIGHT TABLE	Designed for heavy duty applications, supporting up to 500 lbs. without deflection. The structural frame is welded solid to provide strength and stability. Legs with leveling glides are bolted to corner gussets.	36"	26"	21"
		42"	30"	24"
		48"	32"	29"
		54"	34"	36"
		60"	36"	
		72"		

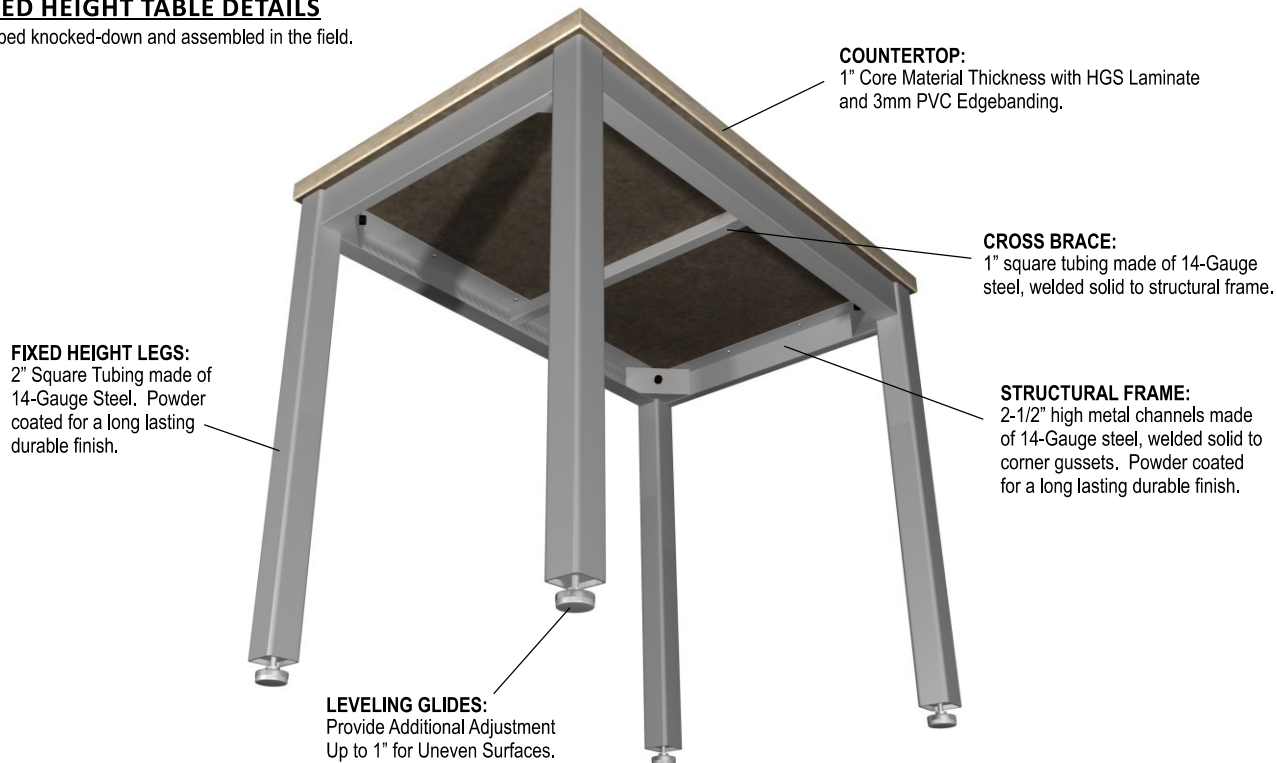


EPOXY POWDER COATED METAL COLOR OPTIONS



FIXED HEIGHT TABLE DETAILS

Shipped knocked-down and assembled in the field.

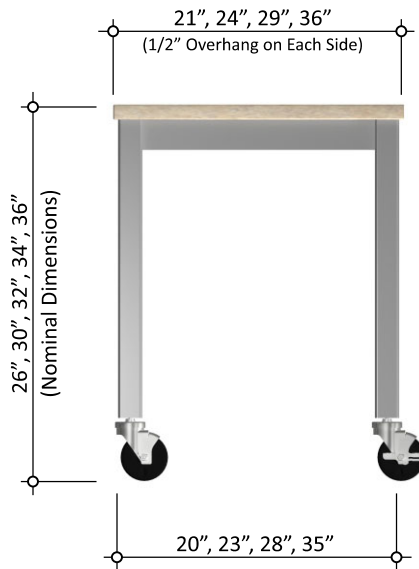


SPECIALTY TABLES

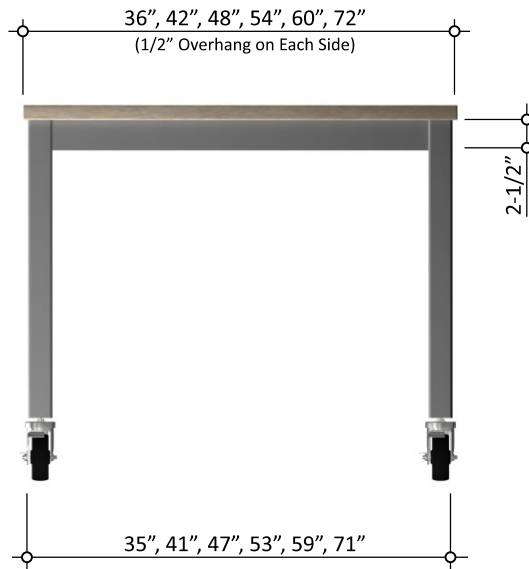


All TMI catalog sections are available online at: www.tmisystems.com/products.html

TMI PRODUCT NO.	DESCRIPTION	W	H	D
A7851 HEAVY DUTY FIXED HEIGHT TABLE	Designed for heavy duty applications, supporting up to 500 lbs. without deflection. The structural frame is welded solid to provide strength and stability. Legs with 5" casters are bolted to corner gussets.	36"	26"	21"
		42"	30"	24"
		48"	32"	29"
		54"	34"	36"
		60"	36"	
		72"		



SIDE VIEW



FRONT VIEW

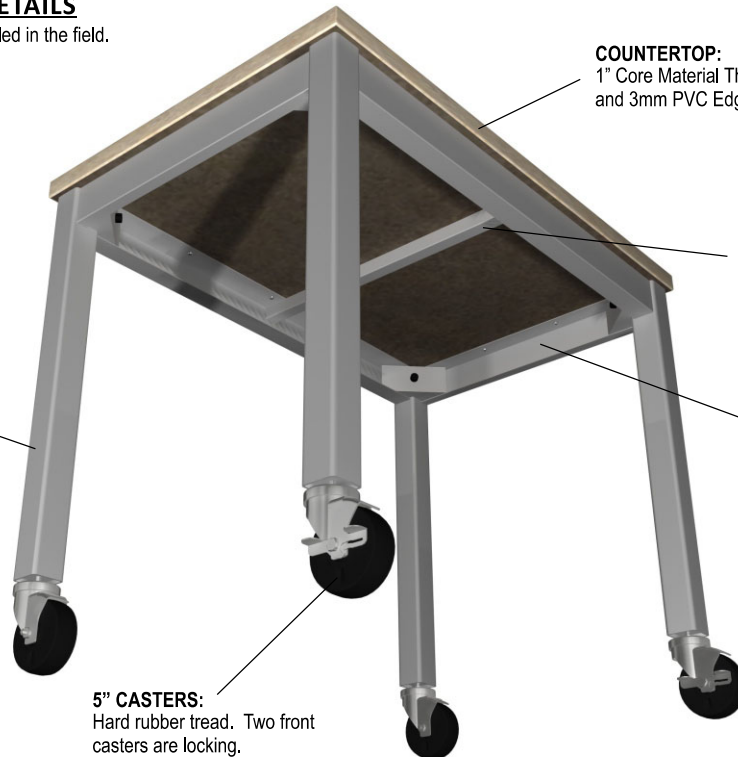
**EPOXY POWDER COATED
METAL COLOR OPTIONS**



FIXED HEIGHT TABLE DETAILS

Shipped knocked-down and assembled in the field.

FIXED HEIGHT LEGS:
2" Square Tubing made of 14-Gauge Steel. Powder coated for a long lasting durable finish.



COUNTERTOP:
1" Core Material Thickness with HGS Laminate and 3mm PVC Edgebanding.

CROSS BRACE:
1" square tubing made of 14-Gauge steel, welded solid to structural frame.

STRUCTURAL FRAME:
2-1/2" high metal channels made of 14-Gauge steel, welded solid to corner gussets. Powder coated for a long lasting durable finish.

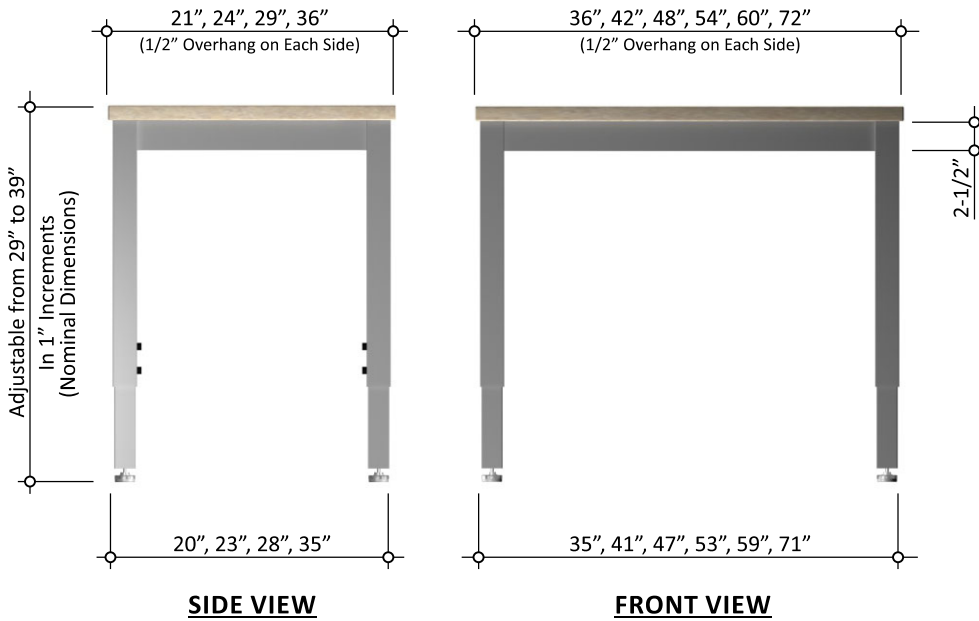
5" CASTERS:
Hard rubber tread. Two front casters are locking.

SPECIALTY TABLES



All TMI catalog sections are available online at: www.tmisystems.com/products.html

TMI PRODUCT NO.	DESCRIPTION	W	H	D
A7860 HEAVY DUTY ADJUSTABLE HEIGHT TABLE	Designed for heavy duty applications, supporting up to 500 lbs. without deflection. The structural frame is welded solid to provide strength and stability. Legs with leveling glides are bolted to corner gussets. Adjustable height.	36"	Adj.	21"
		42"		24"
		48"		29"
		54"		36"
		60"		
		72"		

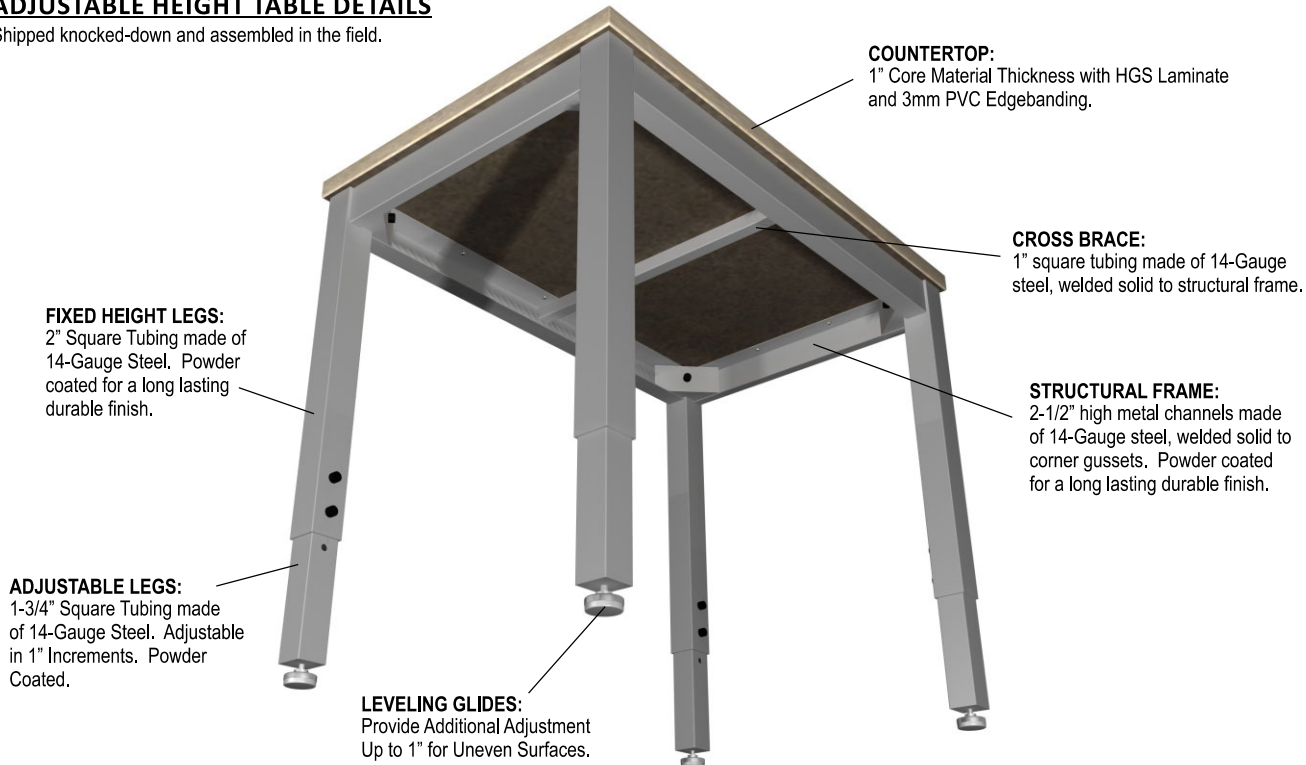


EPOXY POWDER COATED METAL COLOR OPTIONS



ADJUSTABLE HEIGHT TABLE DETAILS

Shipped knocked-down and assembled in the field.

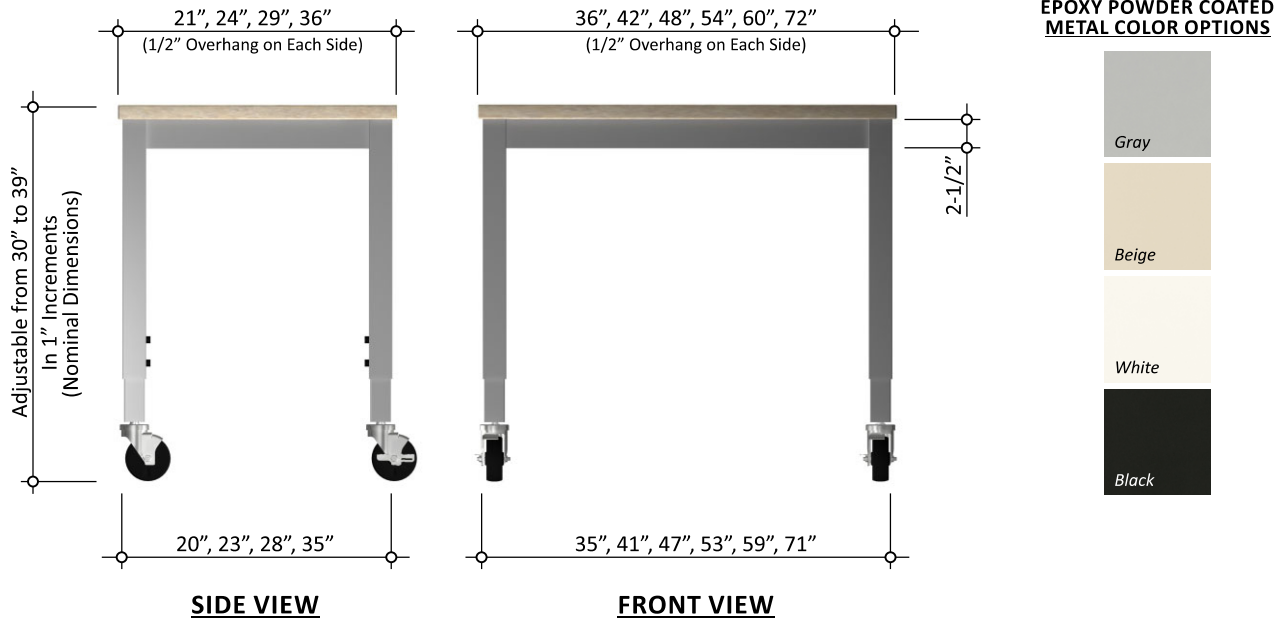


SPECIALTY TABLES



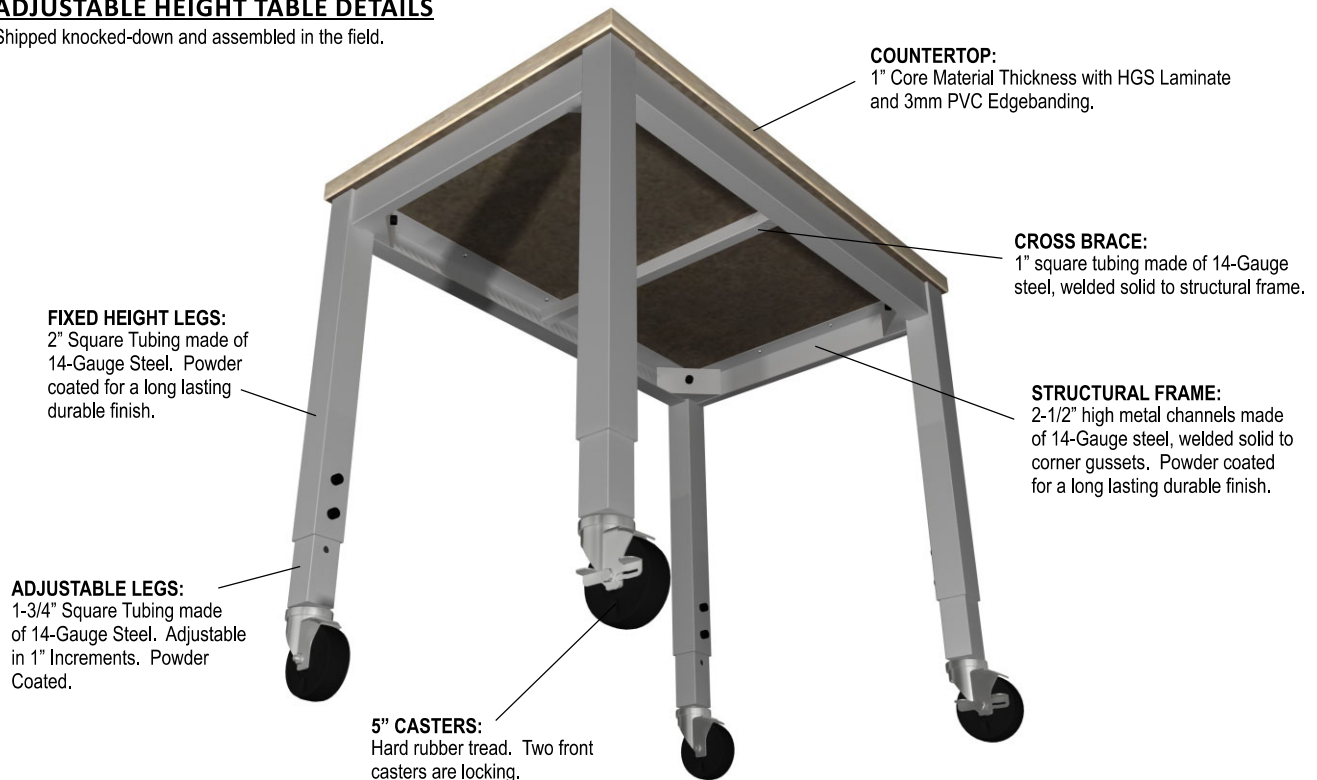
All TMI catalog sections are available online at: www.tmisystems.com/products.html

TMI PRODUCT NO.	DESCRIPTION	W	H	D
A7861 HEAVY DUTY ADJUSTABLE HEIGHT TABLE	Designed for heavy duty applications, supporting up to 500 lbs. without deflection. The structural frame is welded solid to provide strength and stability. Legs with 5" casters are bolted to corner gussets. Adjustable height.	36"	Adj.	21"
		42"		24"
		48"		29"
		54"		36"
		60"		
		72"		



ADJUSTABLE HEIGHT TABLE DETAILS

Shipped knocked-down and assembled in the field.



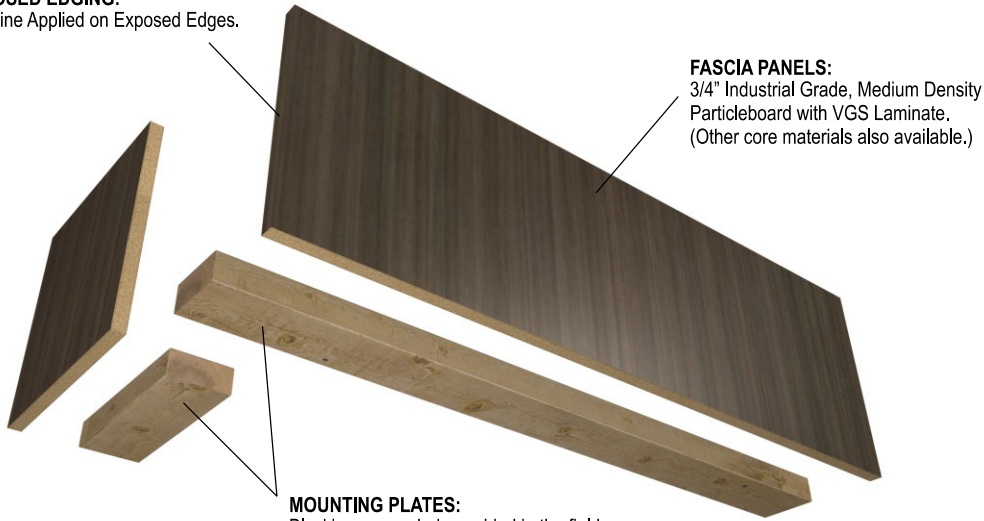
SPECIALTY SOFFITS



All TMI catalog sections are available online at: www.tmisystems.com/products.html

TMI PRODUCT NO.	DESCRIPTION	W	H	D
A1300 3/4" FASCIA PANELS INSTALLED FLUSH TO CABINET BODY	Soffit Fascia Panels shipped knocked-down, assembled and scribed to fit in the field installation process. The Soffit Assembly is engineered to be installed flush to the cabinet body.	Up to 95"	Up to 48"	11" - 24" Max.

EXPOSED EDGING:
Machine Applied on Exposed Edges.



FASCIA PANELS:
3/4" Industrial Grade, Medium Density Particleboard with VGS Laminate. (Other core materials also available.)

MOUNTING PLATES:
Blocking as needed, provided in the field.

SOFFIT ASSEMBLY:
Panels shipped knocked-down and assembled in the Field. Scribed as needed in the Field.

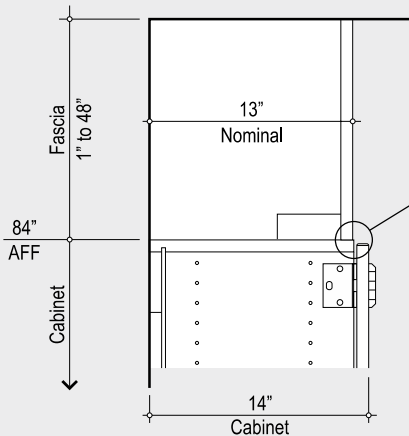
FINISHED RETURNS:
Provided as needed.



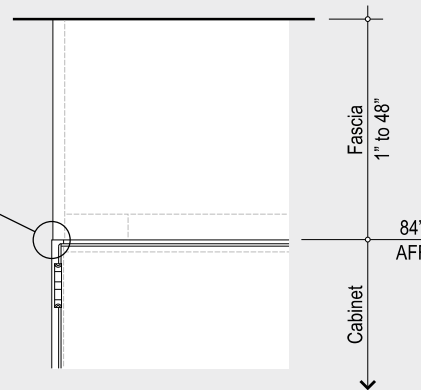
**ASSEMBLED
INSIDE VIEW**

INSTALLATION FLUSH WITH BODY

SECTION VIEW



FRONT VIEW



INSTALLATION RECOMMENDATION:
2mm (0.08") Setback at Front and Sides Allows for Minor Inconsistencies in Field Conditions.

SPECIALTY SOFFITS

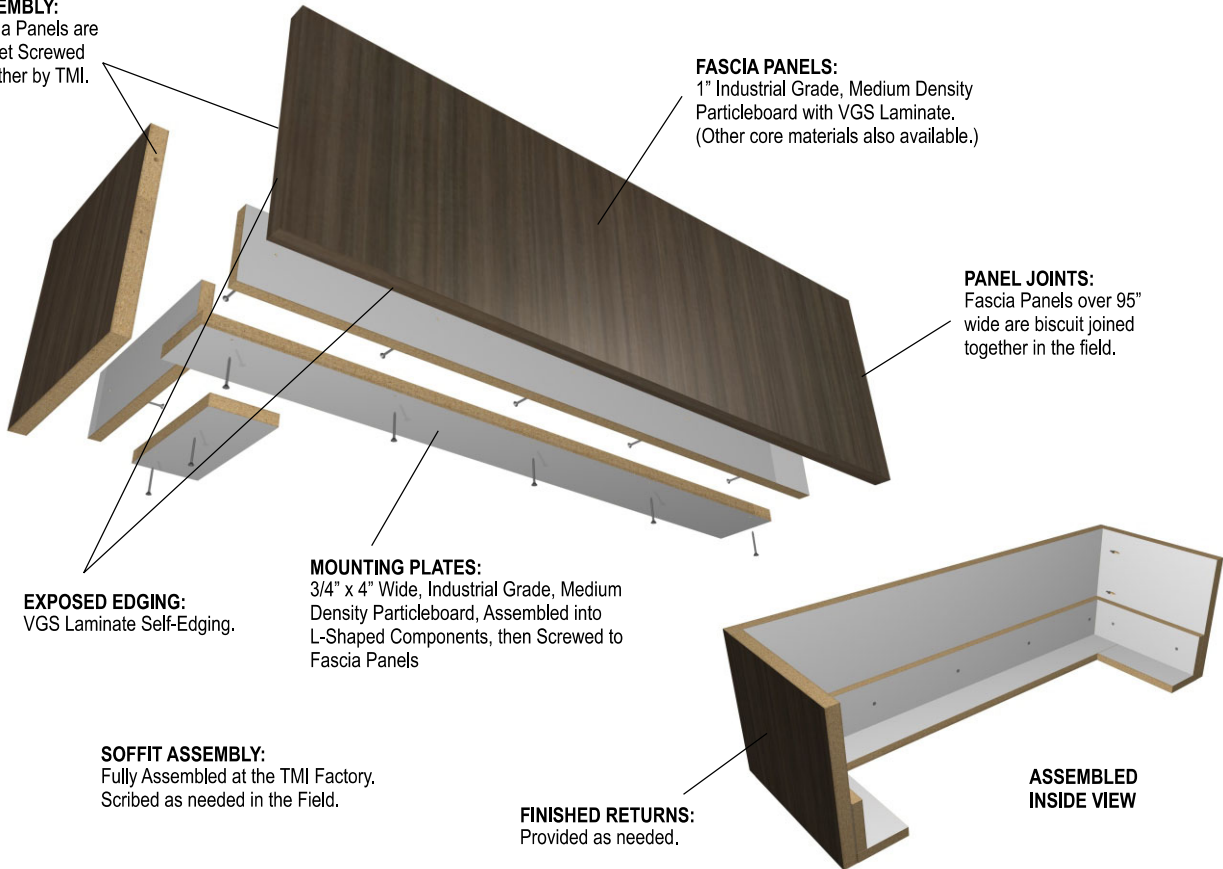


All TMI catalog sections are available online at: www.tmisystems.com/products.html

TMI PRODUCT NO.	DESCRIPTION	W	H	D
A1301 1" FASCIA PANELS INSTALLED FLUSH TO CABINET FACE	Soffit Fascia Panels fully assembled at the TMI factory, scribed to fit in the field. The Soffit Assembly is engineered to be installed flush to the cabinet face. See A1301A & A1302A assemblies for Fascia installed Flush to Body.	Up to 95"	Up to 48"	11" - 24" Max.

ASSEMBLY:

Fascia Panels are Pocket Screwed Together by TMI.



FASCIA PANELS:
1" Industrial Grade, Medium Density Particleboard with VGS Laminate. (Other core materials also available.)

PANEL JOINTS:
Fascia Panels over 95" wide are biscuit jointed together in the field.

EXPOSED EDGING:
VGS Laminate Self-Edging.

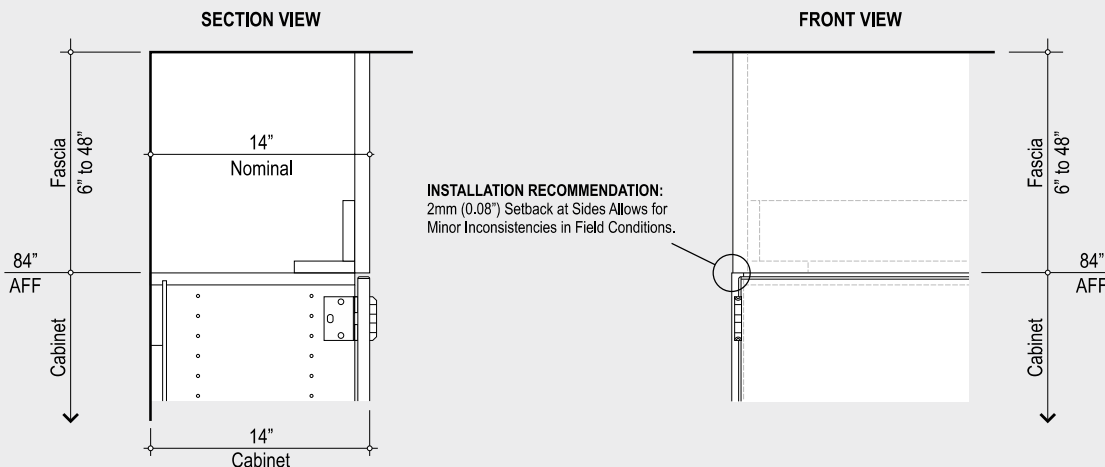
MOUNTING PLATES:
3/4" x 4" Wide, Industrial Grade, Medium Density Particleboard, Assembled into L-Shaped Components, then Screwed to Fascia Panels

SOFFIT ASSEMBLY:
Fully Assembled at the TMI Factory. Scribed as needed in the Field.

FINISHED RETURNS:
Provided as needed.

ASSEMBLED INSIDE VIEW

INSTALLATION FLUSH WITH FACE



SPECIALTY SOFFITS



All TMI catalog sections are available online at: www.tmisystems.com/products.html

TMI PRODUCT NO.	DESCRIPTION	W	H	D
A1301A 3/4" FASCIA PANELS INSTALLED FLUSH TO CABINET BODY	Soffit Fascia Panels fully assembled at the TMI factory, scribed to fit in the field. The Soffit Assembly is engineered to be installed flush to the cabinet body. See A1301 & A1302 assemblies for Fascia installed Flush to Face.	Up to 95"	Up to 48"	11" - 24" Max.

ASSEMBLY:
Fascia Panels are Pocket Screwed Together by TMI.

FASCIA PANELS:
3/4" Industrial Grade, Medium Density Particleboard with VGS Laminate.
(Other core materials also available.)

PANEL JOINTS:
Fascia Panels over 95" wide are biscuit joined together in the field.

EXPOSED EDGING:
VGS Laminate Self-Edging.

MOUNTING PLATES:
3/4" x 4" Wide, Industrial Grade, Medium Density Particleboard, Assembled into L-Shaped Components, then Screwed to Fascia Panels

SOFFIT ASSEMBLY:
Fully Assembled at the TMI Factory. Scribed as needed in the Field.

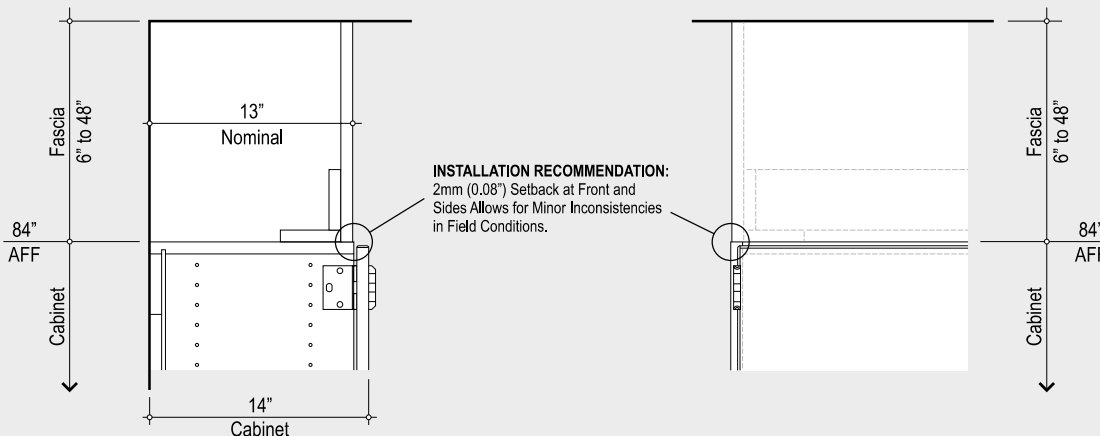
FINISHED RETURNS:
Provided as needed.

ASSEMBLED INSIDE VIEW

INSTALLATION FLUSH WITH BODY

SECTION VIEW

FRONT VIEW



SPECIALTY SOFFITS

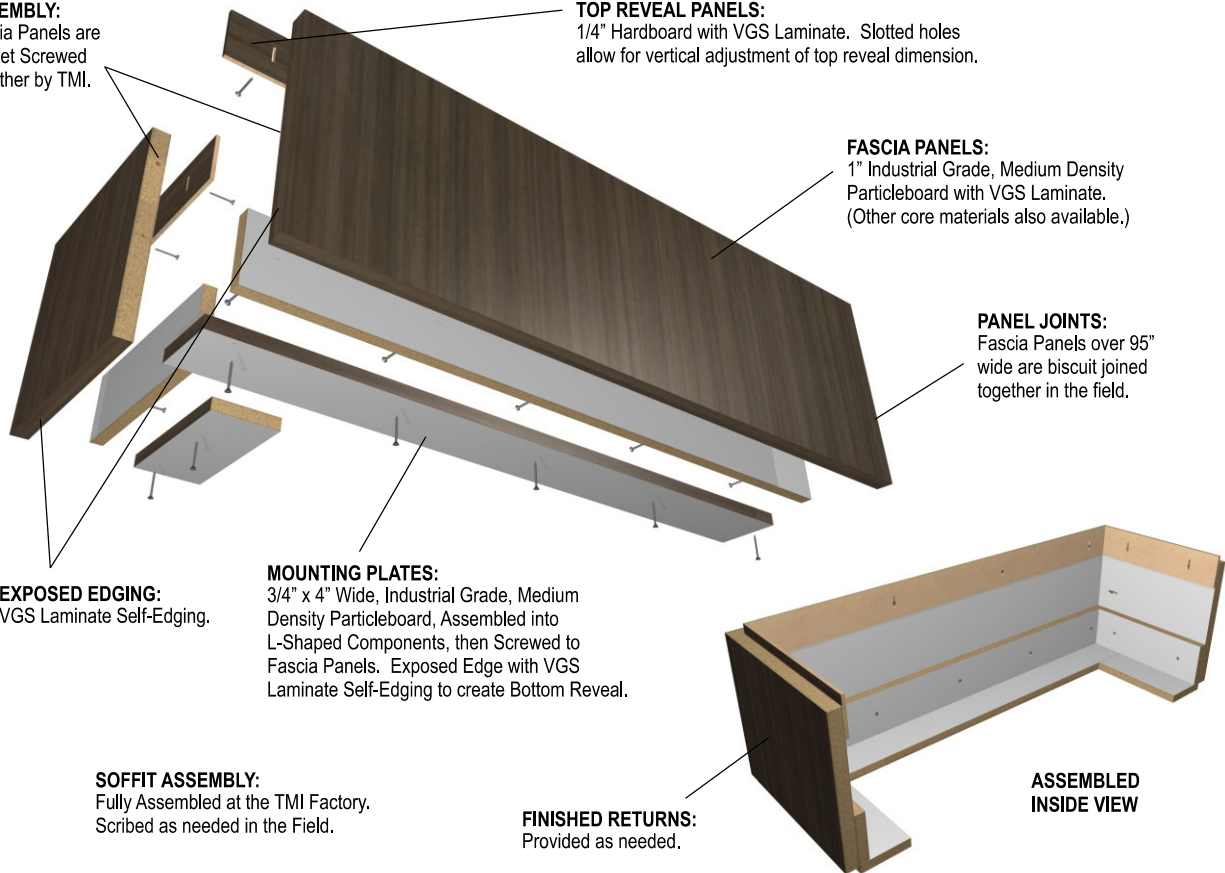


All TMI catalog sections are available online at: www.tmisystems.com/products.html

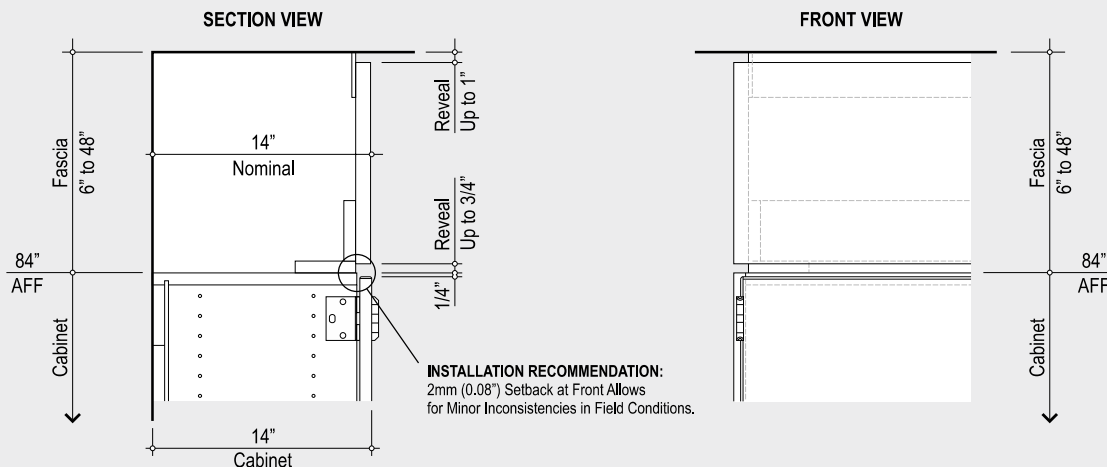
TMI PRODUCT NO.	DESCRIPTION	W	H	D
A1302 1" FASCIA PANELS WITH REVEALS, INSTALLED FLUSH TO CABINET FACE	Soffit Fascia Panels fully assembled at the TMI factory, scribed to fit in the field. The Soffit Assembly is engineered to be installed flush to the cabinet face. Adjustable top and bottom reveal. See A1301A & A1302A assemblies for Fascia installed Flush to Body.	Up to 95"	Up to 48"	11" - 24" Max.

ASSEMBLY:

Fascia Panels are Pocket Screwed Together by TMI.



INSTALLATION FLUSH WITH FACE



SPECIALTY SOFFITS



All TMI catalog sections are available online at: www.tmisystems.com/products.html

TMI PRODUCT NO.	DESCRIPTION	W	H	D
A1302A 3/4" FASCIA PANELS WITH REVEALS, INSTALLED FLUSH TO CABINET BODY	Soffit Fascia Panels fully assembled at the TMI factory, scribed to fit in the field. The Soffit Assembly is engineered to be installed flush to the cabinet body. Adjustable top and bottom reveal. See A1301 & A1302 assemblies for Fascia installed Flush to Face.	Up to 95"	Up to 48"	11" - 24" Max.

ASSEMBLY:
Fascia Panels are Pocket Screwed Together by TMI.

TOP REVEAL PANELS:
1/4" Hardboard with VGS Laminate. Slotted holes allow for vertical adjustment of top reveal dimension.

FASCIA PANELS:
3/4" Industrial Grade, Medium Density Particleboard with VGS Laminate. (Other core materials also available.)

PANEL JOINTS:
Fascia Panels over 95" wide are biscuit joined together in the field.

EXPOSED EDGING:
VGS Laminate Self-Edging.

MOUNTING PLATES:
3/4" x 4" Wide, Industrial Grade, Medium Density Particleboard, Assembled into L-Shaped Components, then Screwed to Fascia Panels. Exposed Edge with VGS Laminate Self-Edging to create Bottom Reveal.

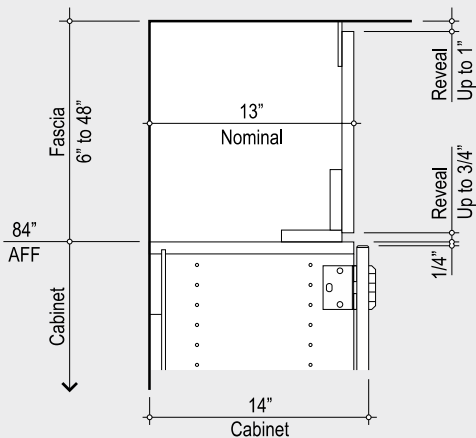
SOFFIT ASSEMBLY:
Fully Assembled at the TMI Factory. Scribed as needed in the Field.

FINISHED RETURNS:
Provided as needed.

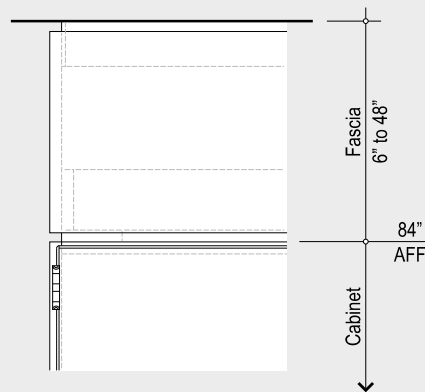
ASSEMBLED INSIDE VIEW

INSTALLATION FLUSH WITH BODY

SECTION VIEW



FRONT VIEW

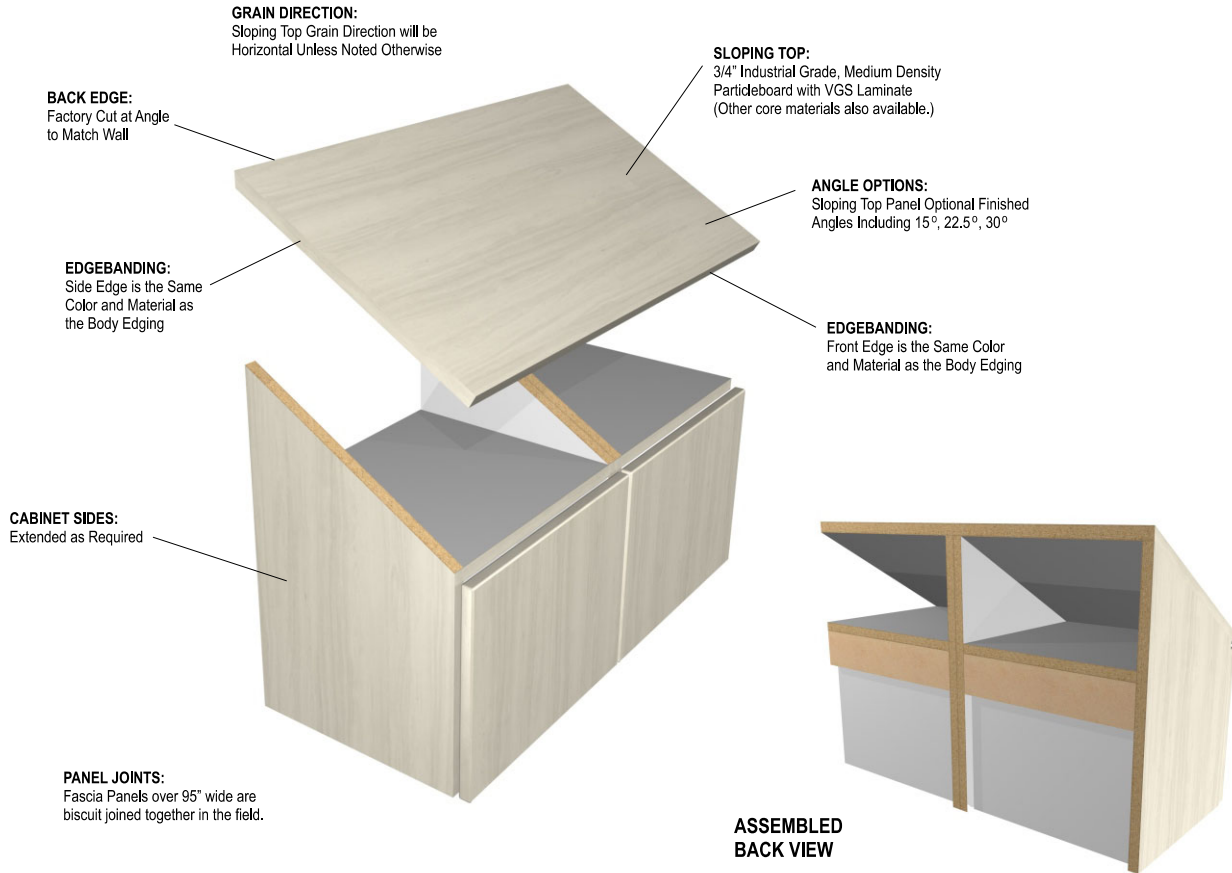


SPECIALTY SLOPED TOPS

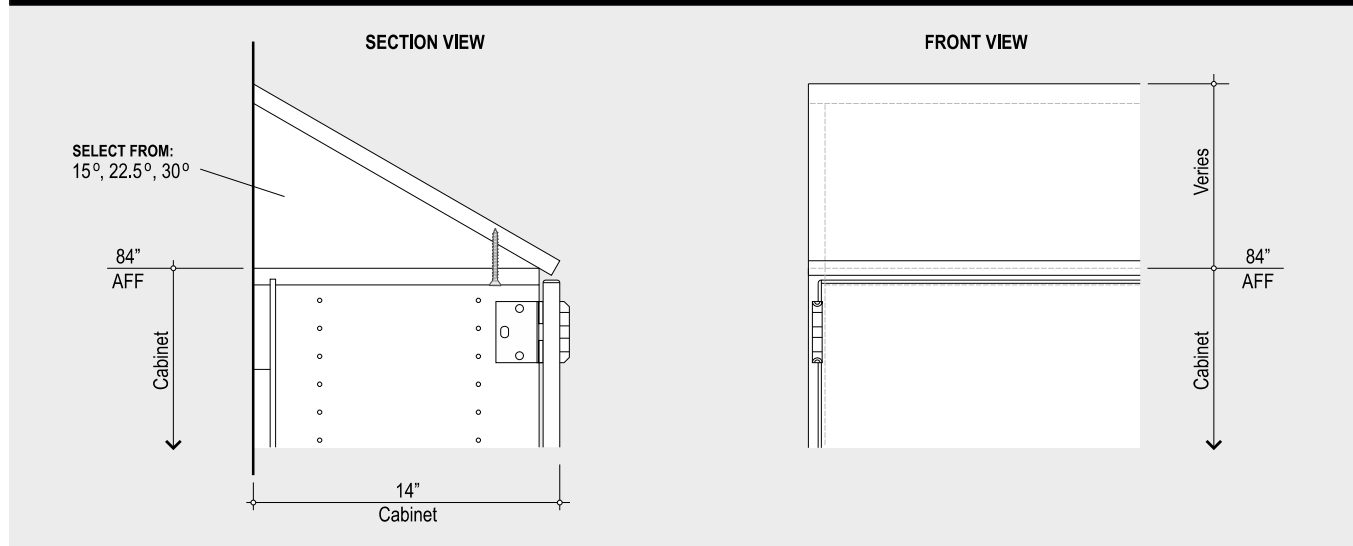


All TMI catalog sections are available online at: www.tmisystems.com/products.html

TMI PRODUCT NO.	DESCRIPTION	W	H	D
A1324	Sloping Top Panel engineered for installation on angled cabinet sides, fully finished at the TMI factory. Additional scribing to accommodate field conditions may occur with installation. The finished panel is installed with the leading edge mounted flush with the cabinet face.	Up to 95"	Varies	Varies



INSTALLATION DETAILS

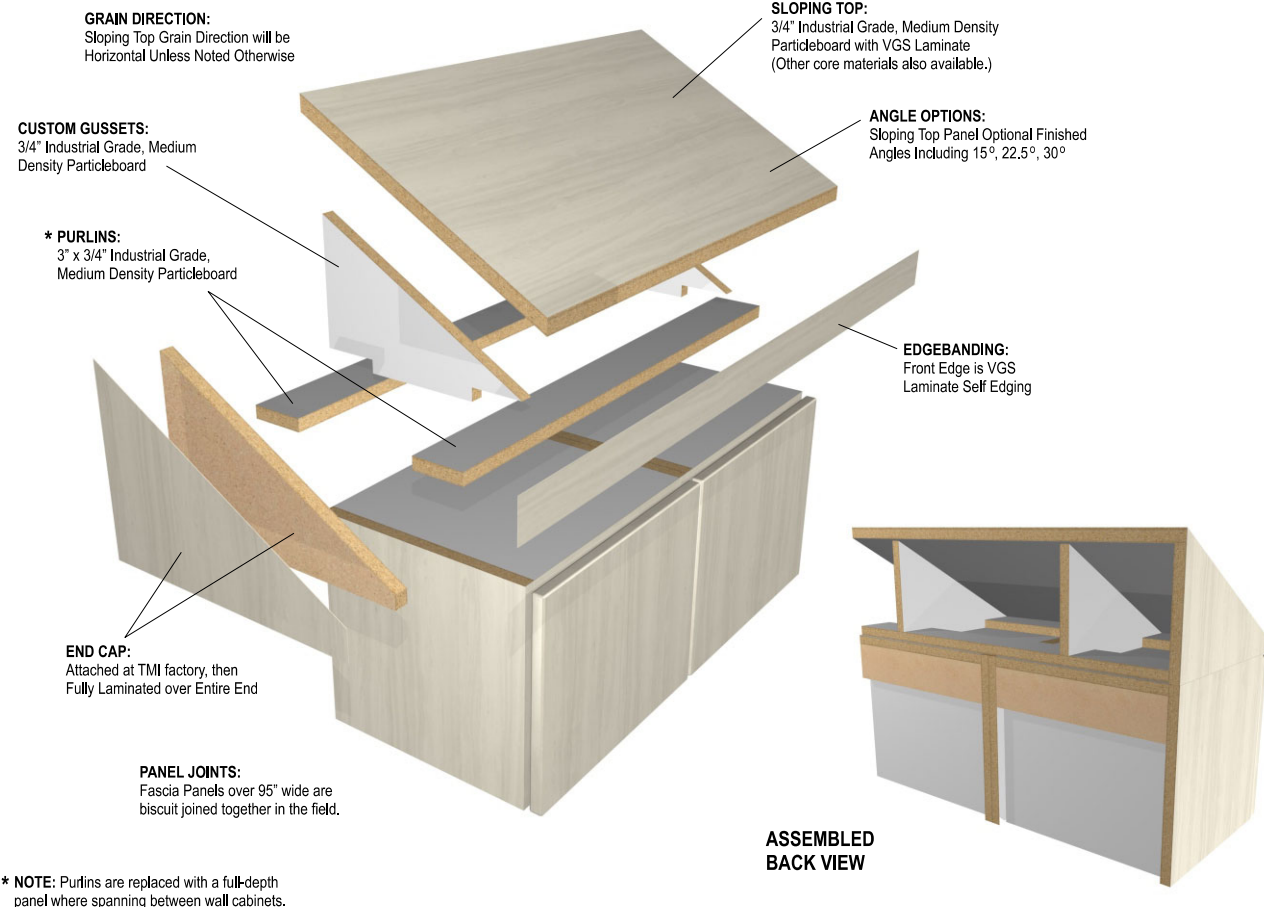


SPECIALTY SLOPED TOPS



All TMI catalog sections are available online at: www.tmisystems.com/products.html

TMI PRODUCT NO.	DESCRIPTION	W	H	D
A1325	Sloping Top Panel engineered for installation on top of cabinet, fully finished at the TMI factory. Additional scribing to accommodate field conditions may occur with installation. Finished assembly may be specified to mount flush with cabinet face, or flush with cabinet body.	Up to 95"	Varies	Varies



INSTALLATION DETAILS

