



Evoke[®] Architectural Wall

A breakthrough in wall engineering and design
that redefines the movable wall category.



Furnishing Knowledge[®]

EVOKE

the feeling
of freedom

Create space like never before.

The wall that breaks down walls.

With no barriers. No boundaries.

Just the freedom to explore new possibilities.

To realize your creative vision.

And experience a new form of personal expression.

Removing complexity and embracing simplicity,
with a higher level of performance and flexibility.

It leads into the future and connects with the past.


Traditional walls divide.

EVOKE brings it all together.









EVOKE is the new definition of aesthetic freedom. And it's redefining space.

UNLEASH YOUR CREATIVE VISION


Evolve is a breakthrough alternative to drywall that is changing everything – from the minds of architects to the hearts of designers. Now you have the freedom to express yourself in ways once thought unimaginable with a wall system. Featuring the passive aesthetics of drywall with virtually seamless reveal lines, Evolve is as flexible as traditional movable wall, yet is inkjet printable, wrappable, and even paintable in the field – anything but dry.



Wallpaper or vinyl wrap



Powdercoat paint




Digital inkjet print



Full-height markerboard



Hang-on and magnetic accessories



Acoustic flyover panels



Evoked creates a complementary connection with existing drywall to carry a consistent aesthetic.



DIVIDE AND CONQUER ANY SPACE

With a construction process as simple as permanent wall, Evoke installs faster and easier than drywall (and other traditional movable wall systems) and can also be quickly reconfigured with far less waste at a minimal cost – giving contractors, architects and designers alike an unprecedented level of control.



Like drywall, Evoke offers incredibly clean, passive aesthetics and nearly seamless panel-to-panel connections.



Like traditional movable wall, Evoke can be moved and reconfigured with ease, supporting change and saving both time and money.



Easily change the look and function of Evoke walls with hang-on or magnetic accessories (such as tackboards, shown above) or by painting on-site.

A PERFORMANCE UNLIKE ANY OTHER

Working in concert with existing drywall as well as KI's Lightline and Genius architectural walls, Evoke's performance is inimitable. And with a Sound Transmission Class (STC) performance rating up to 50, its acoustics are unbeatable, in turn minimizing distractions and maximizing productivity.



Evoke effortlessly combines its solid walls with KI's Lightline glass storefronts for a perfect union of beauty and function.



Personalize Evoke walls with endless options, including inkjet printing, clerestory glass panels, vinyl wrap or wallpaper, to fit the vision of your space.



Highly adaptable, Evoke effortlessly integrates the latest technologies within its pre-wired power system.



Evoke's highly-rated acoustics allow you to keep private conversations in and unwanted distractions out (shown above with Genius storefronts).

SPECIFICATIONS

Designed by KI, Evoke can be specified in a variety of dimensions and finishes to create aesthetics ranging from simple and nondescript to sophisticated and highly personalized to suit any environment.

DIMENSIONS & DETAILS

Solid Panel Details

Evoke solid panels have 22-gauge steel skins and aluminum frames that attach with a unique fastener to create such a tight connection that the reveal is nearly seamless. Steel and aluminum have a low coefficient of expansion allowing for this tight reveal.

Evoke panels are vertically adjusted via electric drill with a socket fitting placed onto a hex atop the glide stem. The same socket fitting is used to install the panel-to-panel connection bolts.

- Solid panel width: ranges from 6" to 48"
- Ceiling heights up to 120"
- Standard panel thickness: 3.5"
- Vertical adjustment ranges as follows:
 - 4" base: +/- 1"
 - 3/8" top reveal: +/- 3/8"
- Solid panel STC 50

Intersection Posts

The special design of Evoke intersection posts is what makes this wall product incredibly flexible. Posts extend from floor to ceiling which create extremely strong intersections that are nearly indestructible. The posts are slightly wider than the panels, allowing the base cover to end at the post, thus eliminating the need for additional loose pieces of trim.

- Evoke to Evoke posts: 3.75" x 3.75"
- Evoke to Lightline posts: 3.75" x 2.75"
- Evoke to Genius posts 3.75" x 3.75"

Wall Starts

Evoke can start from or attach to an existing wall product using a gasket, an expandable seal or a collapsible post.

Testing and Approvals

- SCS Indoor Advantage™ Gold Certified for Indoor Air Quality

COMPONENTS & MATERIALS

Panel Shells

Evoke panel shells are made from 22-gauge steel backed with a gypsum liner board to create a heavy and durable panel shell that provides a high level of acoustic privacy. The panel shells are removable and resiliently mounted to the panel frame. The resilient panel shell mounts isolate each side of the panel, again enhancing its acoustic attenuation.

Panel Frames

Evoke panel frames are constructed from high strength 6063-T6 extruded aluminum. Panels are connected with steel connector bolts to form the tightest panel-to-panel seal in the industry.

Intersection Posts

Evoke posts are constructed from high strength 6063-T6 extruded aluminum. A threaded groove in the extrusion allows the post to bolt tightly to adjacent panels with no drilling or extra preparation.

Ceiling Track

Evoke ceiling tracks are constructed from high strength 6063-T6 extruded aluminum with a foam seal at the ceiling. The nominal 1-3/4" x 1-1/8" U-channel provides a continuous telescoping fit at the top of the panel. The ceiling track is secured with non-damaging caddy clips.

Floor Channel

Evoke floor channels are constructed from high strength 6063-T6 extruded aluminum. The nominal 3/4" x 3.5" floor channel is continuous and separate from the panel. The continuous floor channel is laid on the floor so that seismic anchors can be installed in a perpendicular fashion. The panel is then stood between the floor and ceiling channels. Mounting plates connect the adjustable base guide to the floor channel.

Base Cover

Evoke base covers are constructed from high strength 6063-T6 extruded aluminum. The 4" overlapping base cover engages the floor channel and seals tightly against the panel face.

Finishes

- Clear anodized aluminum trim and posts (8 minute etch standard)
- Powdercoat painted panel shells, trim and posts
- Inkjet-printed panel shells
- Field-applied materials (wallpaper, vinyl, paint)
- Acrylic markerboard
- Acoustic flyover panels

Electrical

- Pre-wired or conventional electrical with empty electrical, boxes and conduit
- Option to add electrical in the field by a certified electrician
- UL Certified in U.S. and Canada

Learn more about
Evoke Architectural Wall



Printed on FSC® certified paper,
using only vegetable-based inks,
including metallics. Please recycle.



KI is a trusted expert for furniture and wall systems around the globe.

USA | CANADA | MEXICO | UK | EUROPE | ASIA | MIDDLE EAST

1330 Bellevue Street • P.O. Box 8100 • Green Bay, WI 54308-8100 • 1-800-424-2432 • ki.com

© 2019 Krueger International, Inc. All Rights Reserved. Code KI-BR-000115/KI/IP/1119
KI and Furnishing Knowledge are registered trademarks of Krueger International, Inc.



Furnishing Knowledge®